

# NAPLEX®

North American Pharmacist Licensure Examination®

# MPJE®

Multistate Pharmacy Jurisprudence Examination®



## *2017 Candidate Registration Bulletin*



Please read the *NAPLEX/MPJE Candidate Registration Bulletin* thoroughly to ensure that you understand all the policies and procedures for taking your examination. This bulletin contains information for all registrations and scheduling of NAPLEX and MPJE appointments beginning January 1, 2017.

# NAPLEX<sup>®</sup>/MPJE<sup>®</sup>

## Candidate Registration Bulletin

Copyright 2017

National Association of Boards of Pharmacy  
1600 Feehanville Drive  
Mount Prospect, IL 60056  
USA  
847/391-4406  
[www.nabp.pharmacy](http://www.nabp.pharmacy)

Carmen A. Catizone, MS, RPh, DPh  
Executive Director/Secretary

### *Mission Statement of the National Association of Boards of Pharmacy*

#### **NABP Mission Statement**

NABP is the independent, international, and impartial Association that assists its member boards and jurisdictions for the purpose of protecting the public health.

---

©2017 by the National Association of Boards of Pharmacy. All rights reserved.

No part of this publication may be reproduced in any manner without the written permission of the executive director/secretary of the National Association of Boards of Pharmacy. The terms "Electronic Licensure Transfer Program," "e-LTP," "Foreign Pharmacy Graduate Equivalency Examination," "FPGEC," "FPGEE," "Multistate Pharmacy Jurisprudence Examination," "MPJE," "National Association of Boards of Pharmacy," "NABP," "North American Pharmacist Licensure Examination," "NAPLEX," and "Pre-NAPLEX" are registered trademarks of the National Association of Boards of Pharmacy. Violation of the copyright will lead to prosecution under federal copyright laws.

Electronic Licensure Transfer Program reg. no. 2,757,711  
e-LTP reg. no. 2,746,575  
Foreign Pharmacy Graduate Equivalency Examination reg. no. 2,270,607  
FPGEC reg. no. 2,113,836  
FPGEE reg. no. 2,337,295  
Multistate Pharmacy Jurisprudence Examination reg. no. 2,523,623  
MPJE reg. no. 2,473,149  
National Association of Boards of Pharmacy reg. no. 1,162,334  
NABP reg. no. 1,160,482  
NAPLEX reg. no. 2,085,979  
Pre-NAPLEX reg. no. 2,880,364

---

The policies and procedures specified in the *NAPLEX/MPJE Registration Bulletin* are subject to change without notice.

01/2017

# Table of Contents

- Essential Information ..... 1**
  - Before the Examination ..... 1
  - Examination Day ..... 1
  - After the Examination..... 2
  - If You Miss the Examination Appointment..... 2
- NAPLEX/MPJE Registration ..... 3**
  - Welcome to the NAPLEX and MPJE ..... 3
  - NAPLEX and MPJE Registration Fees ..... 3
  - Online Examination Registration Through Your NABP e-Profile..... 3
  - Creating a New e-Profile in Order to Complete the Online Examination Registration ..... 3
  - Completing the Online Examination Registration Form ..... 4
  - Additional Registration Options ..... 5
  - Testing Accommodations ..... 7
  - Authorizing Use of Previous Accommodation Request..... 8
  - Testing Accommodations – Colorado, Florida, Maine, Oregon, and Utah Candidates ..... 8
  - Scheduling With Testing Accommodations ..... 9
- Your Examination Appointment ..... 10**
  - Testing Centers ..... 10
  - Jurisdictions Requiring MPJE..... 10
  - Eligibility Requirements ..... 10
  - Authorization to Test ..... 11
  - Scheduling Your Examination Appointment ..... 11
- NAPLEX/MPJE Administration ..... 13**
  - On the Day of the Examination ..... 13
  - Identification Requirements ..... 14
  - Name Matching Guidelines ..... 14
  - Acceptable Forms of Primary Identification ..... 15
  - Acceptable Forms of Secondary Identification ..... 15
  - Unacceptable Forms of Identification ..... 16
  - Temporary IDs ..... 16
  - Legal Name Changes ..... 16
  - Test Center Restrictions ..... 17
  - Security Measures ..... 18
  - Misconduct ..... 18
  - Atypical Testing Circumstances ..... 20
  - NAPLEX and MPJE Score Withholding, Cancellation, or Invalidation ..... 20
  - Inclement Weather ..... 20
  - Technical Difficulties ..... 21

# Table of Contents (cont.)

<b>NAPLEX</b> .....	<b>22</b>
What Is the NAPLEX?.....	22
The NAPLEX Test Design .....	22
NAPLEX Competency Statements .....	23
NAPLEX Sample Questions.....	24
<b>Pre-NAPLEX</b> .....	<b>26</b>
Registration Requirements .....	26
Examination Questions and Scores .....	26
Preparation.....	27
Retaking the Pre-NAPLEX .....	27
Software and Computer Requirements .....	27
<b>MPJE</b> .....	<b>28</b>
What Is the MPJE? .....	28
The MPJE Test Design .....	28
MPJE Competency Statements .....	29
MPJE Sample Questions.....	32
<b>NAPLEX/MPJE Score Results</b> .....	<b>34</b>
NAPLEX Score Results .....	34
MPJE Score Results .....	34
NAPLEX and MPJE Score Review .....	35
Score Holds/Psychometric Review Process .....	35
Retake Policy .....	35
Waiting Periods .....	36
<b>NAPLEX Score Transfer</b> .....	<b>37</b>
NAPLEX Score Transfer Program .....	37
Score Transfer Process .....	37
NAPLEX Score Transfer Fee .....	38
Participating Score Transfer Jurisdictions .....	38
<b>NAPLEX/MPJE Contacts</b> .....	<b>39</b>
Contacts for Your Questions .....	39
Candidate Comments .....	39
Report Exam Misconduct or Irregularities .....	39
<b>Appendices</b> .....	<b>40</b>
Appendix A .....	40
Appendix B .....	42
Appendix C .....	43

# Essential Information

The information below is provided to guide you through the key steps in registering for and taking the North American Pharmacist Licensure Examination® (NAPLEX®) and the Multistate Pharmacy Jurisprudence Examination® (MPJE®) as well as obtaining score reports. It answers the most frequently asked questions about both examinations. Please read this information carefully and refer to the appropriate sections of this *Bulletin* for detailed information. If you have additional questions, refer to the “NAPLEX/MPJE Contacts” section on page 39.

## *Before the Examination*

- **Read this *Bulletin* carefully.**
- **Know Your Licensure Requirements.** For specific requirements, contact the board of pharmacy for the jurisdiction in which you are seeking licensure.
- **Request ADA Testing Accommodations.** If you require Americans with Disabilities Act (ADA) testing accommodations, contact your jurisdiction’s board of pharmacy as early as possible for information about the necessary procedures. If you are selecting Colorado, Florida, Maine, Oregon, or Utah as your primary jurisdiction, see instructions on page 8.
- **Create an NABP e-Profile to Register.** Create an NABP e-Profile at <https://store.nabp.net> and register for your examinations online. Make sure the name you use to register matches the two IDs you will use to check in, including middle name or middle initial. See pages 14-16 for a detailed explanation and examples.
- **For Colorado, Maine, Oregon, and Utah Only: Submit NAPLEX/MPJE Eligibility Request Form.** At the request of boards of pharmacy in these states, NABP reviews required documentation to qualify individuals to sit for the NAPLEX/MPJE for candidates who choose Colorado, Maine, Oregon, or Utah as their primary state of eligibility. See page 10 for more information.
- **Check Registration Status.** Log in to your e-Profile to check your registration status. See the glossary on pages 40-41 for further explanation of each status.
- **Schedule Testing Appointment.** After you receive your Authorization to Test (ATT) letter, visit [www.pearsonvue.com/nabp](http://www.pearsonvue.com/nabp) or call Pearson VUE Customer Service at 888/709-2679 to schedule an appointment. It is important to make your appointment as soon as possible. See page 11 for further explanation.
- **Consider Taking the Pre-NAPLEX®.** See pages 26-27 for information about the Pre-NAPLEX practice exam and how to register.
- **Request an e-Profile Name Change.** If your name has changed since registering for the exam, you must submit the relevant notarized form(s) and legal documentation to NABP at least five business days prior to your examination. If you fail to meet this requirement you may not be admitted to the test center. See page 15 for instructions.

## *Examination Day*

- **Arrive Early.** Arrive at the Pearson Professional Center at least 30 minutes prior to your testing appointment.
- **Bring Acceptable Identification.** Bring two forms of acceptable identification. Acceptable identification is defined and examples are provided beginning on page 15 of this *Bulletin*.
- **Do Not Bring Prohibited Items Into Test Room.** Be aware of items that are prohibited from the testing room at the Pearson Professional Center. You may wish to leave these items at home. See page 17 for a list of prohibited items.

### *After the Examination*

- **Request Score Transfers.** If you wish to participate in the NAPLEX Score Transfer Program, you must register your score transfer requests by logging in to your NABP e-Profile. Score transfer requests may be submitted online up to 90 days after taking the NAPLEX. More information on the Score Transfer Program can be found on pages 37-38.
- **Review Your Results.** Your examination results will be provided to you by the board of pharmacy from which you are seeking licensure. If your jurisdiction's board of pharmacy participates in NABP's online score reporting, you may access your results by logging in to your e-Profile. The results will be available within seven business days of taking the exam. See page 34 for more information.

### *If You Miss the Examination Appointment*

- **Request a Resit.** If you miss the exam or fail to cancel the appointment at least two business days in advance, you may request a resit five business days from the missed exam date. See page 6 for more information.

# NAPLEX/MPJE Registration

## Welcome to the NAPLEX and MPJE

The NAPLEX and MPJE are developed by NABP for use by the boards of pharmacy as part of their criteria for assessing candidates' competence to practice pharmacy.

## NAPLEX and MPJE Registration Fees

<b>NAPLEX®</b> North American Pharmacist Licensure Examination®	<b>\$575</b> per examination
<b>MPJE®</b> Multistate Pharmacy Jurisprudence Examination®	<b>\$250</b> per examination

## Online Examination Registration Through Your NABP e-Profile

Online registration for the NAPLEX, MPJE, and NAPLEX Score Transfer can be accessed via the "Programs" page of the NABP website, available at [www.nabp.pharmacy/programs](http://www.nabp.pharmacy/programs). Click on **NAPLEX** or **MPJE**, then click the "Registering for..." link in the left navigation panel.

To register, you must log in to your NABP e-Profile. If you do not have an NABP e-Profile, you can create one by following the steps below.

**!** **Note:** A Social Security number is required to create an e-Profile. If you do not have a Social Security number, contact NABP Customer Service Monday through Friday, 9 AM to 5 PM Central Time, at 847/391-4406, or by email at [help@nabp.pharmacy](mailto:help@nabp.pharmacy).

Candidates must provide all the requested information and pay the relevant examination fee(s) as instructed.

**!** **Note:** NABP offers discounts for active military members and their spouses. Active military members will be reimbursed for 100% of the registration fee, and their spouses will be reimbursed for 50% of the fee. Both discounts can be applied only once. To learn more, [contact Customer Service](#).

**?** See the "Authorization to Test" section on page 11 for more information.

## Creating a New e-Profile in Order to Complete the Online Examination Registration

If you already have an NABP e-Profile, skip to the "Completing the Online Examination Registration Form" section on page 4.

1. Visit <https://store.nabp.net>; click on the **Create an e-Profile** button.
2. **Read and Agree to Terms of Service**

Read the Terms of Service and select the box to acknowledge and accept the Terms of Service. You will be unable to continue without accepting these terms.


3. **Select Products and Services**


On the "My e-Profile" page, check the NAPLEX, NAPLEX Score Transfer, MPJE, and Score Results box and the corresponding boxes for any additional products or services you plan to use.

#### 4. Enter Personal Information

When completing this section, all pertinent information (maiden name, Social Security number, date of birth) must be entered.

##### Name

 **Important:** Your name – including last, first, middle name or initial, and suffixes – must be entered exactly as it appears on the two forms of identification you will present at the testing center. Always use the same form of your name when scheduling a testing appointment.

 More information on registration and identification name matching requirements is available on pages 14-16 in the “Identification Requirements” section.

##### Email Address and Password


- The email address you enter will be the username you use to log in to your e-Profile.
- Your password must be at least six characters long and must include at least one letter and one number.


#### 5. Enter Contact Information

Enter your home or business address, phone number(s), and other contact information. On the next screen, confirm that your contact information is correct.

#### 6. Create Security Questions

Remember the answers to your three security questions. This information will be used to confirm your identity when you contact NABP Customer Service or if you forget your password.

 Once you complete step 6, you will receive an email with your e-Profile ID. Your e-Profile ID number will also appear in the upper right corner of the screen when you are logged in.

 **Note:** To ensure timely and accurate assistance, always include your e-Profile number when contacting NABP.

## Completing the Online Examination Registration Form

Log in to your NABP e-Profile to register for the NAPLEX or MPJE. Once you have logged in, you will be brought to your e-Profile Dashboard. Here you will be able to view status information on the NABP services you are utilizing (a full list of the possible statuses, including definitions, is available in Appendix A on pages 40-41). To register for an examination, click the **NAPLEX/MPJE** link under Programs and Services (or click **Exam Services** from the navigation menu on the left side of the page), then click the **Register for** button for the test for which you would like to register.

### Read and Agree to Non-Disclosure Agreement

Read the terms and conditions of the NABP Non-Disclosure Agreement and select the box to acknowledge and accept. You will be unable to continue unless you accept the terms and conditions of the Non-Disclosure Agreement.

### Jurisdiction and Education Information

- Select the state or jurisdiction for which you are seeking eligibility to take the NAPLEX. The state you select will be considered your primary state or jurisdiction for licensure.
- Select the country in which your school or college of pharmacy is located. Schools within the United States can be selected from a drop-down list. The schools are in alphabetical order and are preceded by their numeric code.



- If your school or college of pharmacy is located outside of the US, the code "999-other" will appear (exception: for the Lebanese American University School of Pharmacy the code "300" will appear). Type the name of the school or college of pharmacy in the following field.
- Enter the date your degree was conferred as the "Date of Graduation."

### Billing and Payment Information

- Select the correct "Bill To" address. If the billing address for the credit card you are using does not match the address you entered when registering, you can add it by clicking the **+Add Address** button.
- Enter credit card information.
- Payment is due at the time of registration.



**Important:** NABP does not accept personal checks as payment. All online payments must be made using a Visa, MasterCard, or American Express debit or credit card.

### Request Testing Accommodations

If you will be contacting your board(s) of pharmacy to request testing accommodations under the ADA, select the Accommodations option. ADA accommodation requests must be made to the applicable board of pharmacy (or to NABP if you are seeking licensure in Colorado, Florida, Maine, Oregon, and/or Utah). See pages 7-9 of this *Bulletin* for more information.

### Additional Registration Options

Once registration has been successfully completed, additional NAPLEX/MPJE registration options are available through your e-Profile and are described below. Click the **NAPLEX/MPJE** link under Programs and Services (or click **Exam Services** from the navigation menu on the left side of the page), then click on the appropriate link under the Available Actions column of the My Active Registrations section. If an option does not appear, you are most likely ineligible to perform that action.

### Adding Score Transfers and Canceling Score Transfers

Each score transfer request requires a \$75 administrative fee. NAPLEX score transfer requests may be made at the time of registration, or up to 90 days after the examination date (the day of the exam is considered day one).

To cancel a score transfer request, click the **Cancel Score Transfer Request** link. No refunds are issued for canceled score transfers. There is no additional charge to cancel a score transfer.



See page 36 for more details on score transfer requests.

### Canceling/Withdrawing Registration

Partial refunds are issued for canceling or withdrawing a NAPLEX or MPJE registration if the action is completed before your eligibility expires.


Candidates are not permitted to register for another NAPLEX or MPJE in the same jurisdiction for five business days after canceling/withdrawing. To cancel, log in to your NABP e-Profile and click **Cancel Registration Request** under the Available Actions column.

Partial refunds will not be issued if a request is received:

- More than two years after the initial registration.
- After the eligibility has expired.
- If a scheduled testing appointment is missed.

*Partial Refund Amounts for Examination Cancellation/Withdrawal*

<b>NAPLEX</b>	<b>\$430</b>
<b>MPJE</b>	<b>\$165</b>

 **Note: Cancelling the appointment is also required.** Candidates who have a scheduled exam appointment must contact Pearson VUE to cancel the exam appointment at least two business days before the scheduled appointment if you cancel/withdraw your registration or change your primary jurisdiction. See page 12 for more information on canceling/rescheduling appointments with Pearson VUE.

**Changing Primary Jurisdiction**

Changing states or jurisdictions requires a \$50 administrative fee. Once the primary jurisdiction is changed, the ATT and scheduled appointment (as applicable) for the previous jurisdiction will no longer be valid.

Change of jurisdiction requests must be made at least two business days before a scheduled examination. Requests made less than two business days before a scheduled examination will not be honored and the administrative fee will be forfeited.

**Resitting After a Missed/Canceled Appointment**

Candidates who miss their scheduled testing appointment without following the cancellation procedure forfeit their testing fees. Five business days after the scheduled exam, you may pay the resitting fee and request to resit. Click the **NAPLEX/MPJE** link under Programs and Services (or click **Exam Services** from the navigation menu on the left side of the page), then click the **Resitting** link in the Available Actions column under “My Active Registrations.” This option restarts the registration process.

Fees payable to NABP may be submitted via credit or debit card by selecting Resit under available actions in the online application. Once your fee has been processed, you will receive a new ATT.

*Resitting Fees*

<b>NAPLEX</b>	<b>\$170</b> per missed appointment (to NABP)
<b>MPJE</b>	<b>\$100</b> per missed appointment (to NABP)

If the **Resit** link does not appear, it may be for one of the following reasons:




- Eligibility will expire in 10 business days or less. Because NABP cannot guarantee the issuance of an ATT before eligibility has expired, the request for the resit is not permitted.
- The examination has already been taken after a no-show and was not passed. Candidates who miss an appointment, reapply, and then fail the examination must register again.
- It has been less than five business days since the original exam. The link will not appear until five business days after the scheduled exam.

**Obtaining Score Results**

Candidates in states that participate in the NABP online score interface will typically be able to access NAPLEX and MPJE score results within seven business days of taking the examination. Log in to your NABP e-Profile and click **Exam Results**.

NAPLEX online score reports are only displayed under the state registered as your primary jurisdiction. Thus, candidates whose primary jurisdictions do not participate in online score reporting will not be able to view scores in their e-Profile, even if another state your score is reported to does participate.

A list of states that do not participate in online score reporting is available on the Score Results page in both the NAPLEX and MPJE sections of the NABP website.

-  **Note:** Only state boards of pharmacy have authority to issue a license to practice pharmacy. The posting by NABP of a passing examination score does not constitute a license to practice pharmacy. Boards will not accept online examination scores posted online by NABP for purposes of score transfer or obtaining licensure. Online reports are for candidate use only.
-  **Note:** If you are still eligible to test and would like to resit for an exam you do not need to re-register. Request a resit and pay the resitting fee online.
-  **Note:** If you have questions about obtaining your test score results, please contact the relevant board(s) of pharmacy.

## Testing Accommodations

Testing accommodation requests will be evaluated by the appropriate board of pharmacy and will be forwarded to NABP for review, with the exception of Colorado, Florida, Maine, Oregon, and/or Utah candidates – see page 8 for more details. If more information is needed to support the testing accommodation request, NABP may contact the board of pharmacy and the candidate.

All provided information may be shared between NABP and the boards of pharmacy, including but not limited to the request, history, and nature of the accommodations requested. When all documentation is acceptable, NABP will notify the candidate and board of pharmacy and will arrange the appropriate accommodations with the testing vendor. The ATT will be sent to the candidate three to five business days after NABP receives and approves all required ADA documentation from the board, assuming the board has also granted the candidate eligibility to test. The accommodation approval is valid for one year.

Accommodation request documentation is current for three years from the date that the candidate and board of pharmacy, as applicable, are notified. After the accommodation approval expires (in one year), if the candidate is considering taking another exam in the same or different state, they can use the same ADA documentation to submit to the state board for approval. After three years, the candidate may be required to submit a new set of forms.

To submit an accommodation request, please download, print, and complete the [Accommodation Request form](#). Submit the completed form to the board along with the required detailed documentation. The completed application should include the following:

- **Part I** – Candidate’s Statement
  - **Part II** – Practitioner’s Statement and Diagnostic Summary
  - **Part III** – Academic/College Statement (as applicable)
- I. *Applicant’s Statement*
    - a. A detailed report written by the applicant describing the disability and justification for the requested accommodations along with the completed Application for Disability Accommodation form, Part I: Candidate’s Statement.
    - b. A description of treatment for the disability or condition (eg, any medication management regimen, including the effect the medication has on the condition). List any physical therapy, hearing aids, magnifying equipment, or psychotherapy regimens recommended by practitioners.
  - II. *Practitioner’s Statement and Diagnostic Results*
    - a. Each provider is required to complete Part II of the ADA form “Practitioner’s Statement” including the date of the initial diagnosis, date last evaluated, and the length of time as a patient.

- i. The practitioner should provide evidence that he or she is qualified to make the appropriate diagnosis, including licensing or certification and specialization credentials.
  - ii. A statement of the specific diagnosis of the disability is required. A professionally recognized diagnosis for each category of disability is expected. The supporting written statement should explain the recommended accommodation and how the accommodation will be justified in the testing environment. The attached document should be typed on identifying letterhead and signed by the practitioner.
  - iii. A written explanation should be provided if no history of accommodations was required in similar or past testing environments. The explanation should account for any disability that is not permanent or long-lasting.
  - iv. Describe any treatment for the disability or condition prescribed (eg, any medication management regimens, the effect the medication has on the disability).
- b. Diagnostic tests to support requests. Current diagnostic tests, as applicable, and relevant medical history should be submitted. In most cases, an evaluation should have been conducted within the past three years. Specific tests should support the diagnosis and recommendation.
- III. *Academic/College Statement*
- a. College Statement: Attestation from a credible source documenting accommodations afforded in a testing environment. For example, a letter from the candidate's college of pharmacy outlining the accommodations utilized in one's academic experience.
  - b. Provide evidence that accommodations were afforded in other testing environments, eg, academic, standardized testing.

### Authorizing Use of Previous Accommodation Request

If you have previously submitted testing accommodations to NABP and wish to authorize NABP to disclose the previously submitted information to the board of pharmacy, please complete the fillable form [Authorization to Provide Evaluator Previously Submitted Testing Accommodation Request Information](#) electronically and send to [ADARquest@nabp.pharmacy](mailto:ADARquest@nabp.pharmacy).



**Important:** Testing accommodation requests that are unreasonable or that would fundamentally alter the nature of the examination or the security of the examination, or that would impose an undue burden to NABP or to other candidates will be subject to denial.

### Testing Accommodations – Colorado, Florida, Maine, Oregon, and Utah Candidates

At the request of the Colorado, Florida, Maine, Oregon, and Utah boards of pharmacy, all testing accommodation requests for those candidates selecting Colorado, Florida, Maine, Oregon, and/or Utah as their primary jurisdiction will be evaluated by NABP. If more information is needed to support the testing accommodation request, NABP may contact the candidate.

To submit an accommodation request, please download, print, and complete the following form: [Request for ADA Testing Accommodations for Colorado, Florida, Maine, Oregon, and/or Utah Candidates](#).

**Submit the completed form along with the required detailed documentation to NABP**, making sure to include the following:

- **Part I** – Candidate's Statement (see detailed description above)
- **Part II** – Practitioner's Statement and Diagnostic Summary (see detailed description above)
- **Part III** – Academic/College Statement (as applicable) (see detailed description above)

Colorado, Maine, Oregon, and/or Utah candidates should mail the completed form (three parts) along with the NAPLEX/MPJE Eligibility Request Form (see page 10) and transcripts (as applicable) in one envelope to:

**NABP**  
**Competency Assessment Department**  
**1600 Feehanville Dr**  
**Mount Prospect, IL 60056**

Florida candidates do not need to submit the NAPLEX/MPJE Eligibility Request Form with their accommodations request.

### **Scheduling With Testing Accommodations**

Candidates approved for testing accommodations may not schedule examinations directly with Pearson VUE until they are instructed to do so by NABP. Once notified by NABP, candidates must schedule their testing appointment with Pearson VUE by calling their customer service number at 800/466-0450.

# Your Examination Appointment

## Testing Centers

The NAPLEX and MPJE are administered by Pearson VUE at its Pearson Professional Centers, which are located in all 50 states, US territories, and the District of Columbia.

## Jurisdictions Requiring MPJE


You must contact the board of pharmacy to confirm whether a specific jurisdiction requires the MPJE. Fifty boards require the MPJE for initial licensure, and 50 boards require the examination for license transfer.

## Eligibility Requirements


To take the NAPLEX and/or MPJE, candidates must meet the eligibility requirements of the board of pharmacy from which they are seeking licensure.

The board will determine your eligibility to take the examinations in accordance with the jurisdiction's requirements.

You may check your eligibility status by logging in to your NABP e-Profile. Click the **NAPLEX/MPJE** link under Programs and Services (or click **Exam Services** from the navigation menu on the left side of the page) under "My Active Registrations." A full list of possible statuses, including definitions, is available on pages 40-41.

 **Important:** If a board of pharmacy has not made a candidate eligible to test within two years of the date that the candidate initially registered with NABP, the candidate's record will be closed and all fees will be forfeited.

If you have questions concerning eligibility requirements, contact the board of pharmacy in the jurisdiction from which you are seeking licensure.

 The most current listing of board of pharmacy contacts is available on NABP's website at [www.nabp.pharmacy/boards-of-pharmacy](http://www.nabp.pharmacy/boards-of-pharmacy).

## For Colorado, Maine, Oregon, and Utah Only: Submit NAPLEX/MPJE Eligibility Request Form

NABP confirms eligibility to sit for the NAPLEX and MPJE for candidates who choose Colorado, Maine (effective as of May 1, 2017), Oregon (effective as of April 1, 2017), and/or Utah as their primary state of eligibility. To complete the process, candidates must download and submit a completed eligibility form, available on the NABP website at <https://nabp.pharmacy/programs/naplex/>. There is a one-time \$85 processing fee per jurisdiction. This fee covers both the NAPLEX and MPJE. If an individual is score transferring to Colorado, Maine, Oregon, and/or Utah and is only taking the MPJE, the fee is also \$85. Candidates must submit an official transcript to NABP from the pharmacy school from which they graduated. (Candidates applying for licensure in Oregon must also submit an official transcript to the Oregon Board.) The transcript must be in a sealed envelope bearing the school's stamp/seal on the envelope flap. Candidates may request their school send the transcript electronically to [Transcripts@nabp.pharmacy](mailto:Transcripts@nabp.pharmacy). Candidates will receive confirmation of their eligibility in the form of an Authorization to Test (ATT) received via email. Completed Request for ADA Testing Accommodations form (if applicable) should also be included (see pages 8-9 for instructions).

- Candidates who need to register to retake the NAPLEX or MPJE and have previously submitted the Eligibility Request Form for that jurisdiction do not need to submit another eligibility request form. Instead, after registering for additional examination(s), candidates should email NABP at [ExamEligibility@nabp.pharmacy](mailto:ExamEligibility@nabp.pharmacy) with the following information:

- » Name and date of birth,
- » e-Profile ID number,
- » the examination(s) registered for, and
- » that eligibility confirmation for the additional examination(s) is needed.

### Authorization to Test

After the board of pharmacy determines candidates' eligibility to take the examination, they will notify NABP. Candidates who have registered for the NAPLEX and/or MPJE will receive an ATT letter via email from Pearson VUE. The ATT letter includes eligibility dates during which you may take the examination, instructions for scheduling your testing appointment, and other important information.

Candidates should make sure all the information in their ATT letters is correct. Check to make sure your name on the ATT letter exactly matches the two forms of identification you will bring to check into the testing center.

 See "Name Matching Guidelines" on page 14 for more details.


If you do not receive or have misplaced your ATT letter, contact Pearson VUE Customer Service Monday through Friday at 888/709-2679 7 AM to 7 PM (CST). Be sure to check your spam or junk email folder before you call. ATT letters or numbers will not be issued via phone or fax.

### Scheduling Your Examination Appointment

You cannot schedule your examination appointment until you receive your ATT letter.

Examination appointments are made on a first-come, first-served basis, depending on availability at the testing center. ATT letters indicate the time frame eligibility period during which each candidate may schedule an appointment; however, boards of pharmacy may have more stringent deadlines for completing the exam(s) as part of their requirements for licensure.

Exams must be scheduled in accordance with the board's deadline requirements.

 **Important:** It is recommended to schedule your appointment as soon as you receive your ATT letter. Scheduling may be difficult during high-volume times of year, particularly spring and summer. Even if you do not want to test immediately, we recommend that you schedule early. Waiting to schedule your examination appointment may significantly limit the dates your preferred test center has available seating. If you wait to schedule your appointment until the end of your eligibility period, an appointment may not be available prior to the eligibility end date. If this occurs, no extensions of eligibility will be granted. You may be required to submit a new registration form and fees.

You must adhere to the procedure below when scheduling your appointment.


### Scheduling

**Online Scheduling:** You may schedule an examination at a testing center through the Pearson VUE website ([www.pearsonvue.com/nabp](http://www.pearsonvue.com/nabp)). Follow the instructions on the page to set up a Pearson VUE Web account to select your preferred testing location, date, and time. You may also schedule an examination appointment by calling Pearson VUE Customer Service 888/709-2679 7 AM to 7 PM (CST).

**Scheduling By Phone:** If you choose to call Pearson VUE's Customer Service Department to schedule an appointment, you will be asked to verify your identity by stating your last name, first name, middle name or middle initial, and suffixes, along with demographic information, and to confirm which NABP examination you have been authorized to take.


The Pearson VUE Customer Service agent will search for the location closest to the address you provided on your application to your board of pharmacy, or if you have a preferred site, the agent can search that site for appointment availability. To review the locations of the testing centers, please visit [www.pearsonvue.com/nabp](http://www.pearsonvue.com/nabp).

**Confirmation Message:** Once your appointment has been scheduled, you will receive a confirmation email that provides the details of your examination appointment, directions to your selected test center, and instructions and policies on rescheduling and canceling your examination appointment.

 **Important:** You must make sure all personal information is correct on your appointment confirmation email and ATT letter. For name changes and corrections, along with other demographic updates, contact NABP Customer Service at 847/391-4406 Monday to Friday, 9 AM to 5 PM CST or by email at [help@nabp.pharmacy](mailto:help@nabp.pharmacy). Name changes and corrections must be completed at least five business days prior to the date of your scheduled exam (see page 15).

### Canceling/Rescheduling Appointments

You may cancel or reschedule your examination appointment via your Pearson VUE Web account at [www.pearsonvue.com/nabp](http://www.pearsonvue.com/nabp) or by calling Pearson VUE Customer Service at 888/709-2679.

 **Note:** Candidates approved for testing accommodations must contact NABP directly to cancel or reschedule an examination appointment.

Cancellations and rescheduled appointments must be made with Pearson VUE at least two business days prior to your scheduled appointment. For example, if you are scheduled to test at 9 AM Monday, you must call by 9 AM on the previous Thursday to cancel or reschedule. Your appointment is not canceled or rescheduled until you receive a confirmation from Pearson VUE. If you cancel without the required notice you will forfeit your testing fee.

To reschedule your appointment, you must submit the appropriate fees to Pearson VUE, either online or via their Customer Service Department. There are **no** exceptions to this policy.

#### Rescheduling Fees


<b>NAPLEX</b>	<b>\$50</b> per rescheduled appointment (to Pearson VUE)
<b>MPJE</b>	<b>\$50</b> per rescheduled appointment (to Pearson VUE)




# NAPLEX/MPJE Administration

## *On the Day of the Examination*

In accordance with NABP policies and procedures, Pearson Professional Center staff will enforce the requirements explained below in order to ensure a positive testing experience and the security of the examination. Review the following information before your examination administration.


- **Arrive early.** Be at the test center at least 30 minutes before your scheduled appointment time to allow for check-in procedures. Most candidates will begin their testing session within 30 minutes after their scheduled appointment time.
  - » If circumstances cause you to wait more than 30 minutes after your scheduled appointment time, you will have the choice to continue waiting or to reschedule your appointment at no additional charge.
  - » If you arrive at the test center more than 30 minutes after your scheduled appointment, and are denied admission to sit for the examination, you will be required to forfeit your appointment. There are no refunds of testing fees for forfeited appointments. Pearson VUE will do all they can to accommodate a late arrival, however, the determination to permit you to test is solely at the discretion of the testing center staff.
- **Bring Identification.** When you arrive at the test center, you will be required to present two forms of ID: a photo ID that includes your signature and a second form of ID with a signature.
-  See "Identification Requirements" beginning on page 14 for more information.
- **Follow Security Procedures.** All candidates will be required to have a palm vein scan, provide his or her digital signature, and have a digital photograph taken prior to being admitted to the testing room.
  - » For palm vein scans, a device will be used to digitally record the pattern of the candidate's palm veins. Candidate palm vein patterns are digitally encrypted and securely transmitted to Pearson VUE.
  - » In the event that you are physically unable to provide a digital signature or palm vein pattern, you must contact NABP at least 30 days prior to your examination date.
- **Remain Seated.** Once you have been admitted, the test center administrator will escort you to a workstation. From this point on, you must remain in your seat except when authorized to leave by a test center administrator. After being admitted, **you may not leave the testing room** without permission and **you may not leave the testing center building** for any reason until the examination is completed.

 **Note:** Your exam score may be invalidated or canceled, you may forfeit your appointment to test, and you may be required to reapply for the examination if:

- » You leave the testing room without permission, or
- » You leave the testing center building, regardless of reason.

**There will be no refund of your testing fees in these cases.**

- **Scheduled and Unscheduled Breaks.**
  - » **NAPLEX:** You will have the option of taking two separate 10-minute breaks. The computer screen will display prompts at programmed, timed intervals to let you know when you are permitted to take each break. You may accept or decline the options.
  - » **MPJE:** There are no scheduled breaks.


 **Note:** Time used for any **unscheduled breaks** during the NAPLEX and MPJE will be subtracted from your testing time.

- » Your palm vein pattern must be scanned to reenter the testing room after any break.

- **Supplies Provided.** The administrator will provide you with an erasable note board and pen. You may not remove these materials from the testing room at any time. Using your own scratch paper or pen is prohibited.
  - » **NAPLEX Only:** An on-screen calculator can be activated during the examination for your use. The on-screen calculator can be used in a scientific or five function mode. Please note that many of the calculations on the NAPLEX will require the on-screen scientific calculator. A candidate requesting a handheld calculator for any reason will be supplied a five function calculator by Pearson VUE. Personal calculators of any kind are prohibited.
- **Notify Pearson VUE Staff of Problems.** If you need help for any reason, raise your hand and notify a testing administrator. Examples include:
  - » Computer malfunctions
  - » Note board or pen replacements
  - » Break requests
- **Completing the Exam.** When you have completed the examination and/or the end-of-examination survey, the test administrator will collect your note board and pen and assist you with the check-out process.


### Identification Requirements

Admission to the testing center requires two forms of ID consisting of a primary form of ID that contains your signature with a recent photograph of you, and a secondary form of ID with your signature. Both forms of identification must adhere to the name matching guidelines below.

 **Important:** Candidates will **not** be admitted to the examination without the proper ID, and you will **not** have an opportunity to reschedule your testing appointment at the test center. There will be no refund of your testing fee and you will be required to pay an additional fee to schedule again.

### Name Matching Guidelines

The printed name on both your primary and secondary forms of ID must match the name that appears on your ATT letter. The name on your ATT letter is the same name you entered when creating your NABP e-Profile.

 **Important:** Reference the two IDs – primary and secondary – that you will use at the testing center when creating your e-Profile. **Enter your name exactly as it appears on both of these IDs, including first, middle, and last names, and suffix.**

Some flexibility is allowed regarding the matching of middle names and initials. It is acceptable for your ID to contain your full middle name and your ATT letter to contain only your middle initial, as long as the middle initial matches the first letter of your middle name. Similarly, if your ATT letter contains your full middle name and your ID contains only your middle initial, you will be admitted to test if the middle initial on your ID matches the first letter of the middle name on your ATT. The chart below contains examples of acceptable and unacceptable combinations.

ATT	ID	Acceptable?
John D. Smith	John David Smith	Yes
John David Smith	John D. Smith	Yes
John D. Smith, Jr	John David Smith, Jr	Yes
John David Smith, Jr	John D. Smith, Jr	Yes
John David James Smith	John D. J. Smith	Yes
John D. J. Smith	John David James Smith	Yes
John D. Smith Cooper	John David Smith Cooper	Yes
John D. Smith	John D. Smith Jr	No
John David Smith Jr	John David Smith	No
John Smith	John David Smith	No
John D. Smith	John Smith	No
John David Smith	John Smith	No
John D. Smith	John D. Smith Cooper	No

If the name on both your primary and secondary IDs does not match the name on your ATT, you must send the appropriate documentation to NABP to update your registration at least five business days prior to the date of the scheduled examination. Specifically, send the documentation to NABP Customer Service via email at [help@nabp.pharmacy](mailto:help@nabp.pharmacy) or via fax to 847/375-1114, accompanied by your full name, NABP e-Profile, date of birth, last four digits of your Social Security number, and/or mailing address.



**Important:** If the name you registered with is different from the name on your IDs, you will not be admitted to the testing center. Name updates or approvals will not be completed at the testing center.

### Acceptable Forms of Primary Identification

All forms of identification must be issued by state, provincial, jurisdictional, or federal governmental authorities of the US, US territories or Canada.

You must present one of the following acceptable IDs, which must be current (not expired) and contain a recent recognizable photograph and your signature. The only exceptions are government-issued military IDs which may contain a signature or thumbprint.

- US/Canadian passport
- US/Canadian driver's license
- US state/Canadian province ID
- US/Canadian temporary driver's license
- US learner's permit
- US military ID
- Canadian military ID

### Acceptable Forms of Secondary Identification

All forms of identification must be issued in either the US, US territories or Canada.

All secondary IDs must be current and must contain the candidate's signature. All valid debit/credit/ATM cards must be issued through Visa, Discover, MasterCard, or American Express.

- US/Canadian passport
- US/Canadian driver's license

- US state/Canadian province ID
- US/Canadian temporary driver's license
- US learner's permit
- US military ID
- Canadian military ID
- US passport card
- Valid debit/credit/ATM cards

If the primary or secondary form of identification (from the lists above) that you want to use is limited or otherwise has restrictions in its use within the US, US territories or Canada, even if it is issued by state, provincial, jurisdictional, or federal governmental authorities of the US, US territories or Canada, please contact NABP at least five business days prior to the date of the scheduled examination and before arriving at the testing center.

### Unacceptable Forms of Identification

Unacceptable ID documents that will not be accepted include, but are not limited to, the following:

- IDs with no photo
- Foreign passports, driver's licenses, or ID cards
- Expired US/Canadian passport
- Expired US/Canadian driver's license
- Draft classification card
- Letter of identity from a notary
- Social Security card
- Employee ID
- Green card

### Temporary IDs


All candidates using forms of temporary identification must follow the same guidelines listed under the "Acceptable Forms of Primary Identification" and "Acceptable Forms of Secondary Identification" headings above and must meet the name matching guidelines.

All temporary forms of identification must be current (unexpired) and contain a recent recognizable photograph with your signature. A secondary form of identification is still required. Acceptable forms of temporary identification include only:

- State-issued temporary driver's licenses (with a photo)
- State-issued temporary ID cards (with a photo)
- State issued learner's permit (with a photo)

### Legal Name Changes

Candidates who change their name after they register for an exam are required to submit legal name change documentation to the board of pharmacy and NABP. If the name with which you have registered is different from the name on your IDs, you must contact your board of pharmacy and NABP to make a legal name change at least five business days prior to your scheduled examination.

-  See the "Frequently Asked Questions" page (NAPLEX/MPJE Online Registration Assistance, question 3) on the NABP website for links to the required forms and other more detailed instructions.

The only acceptable forms of legal documentation are marriage licenses, divorce decrees, and/or court action legal name change documents. All documents must be in English, or accompanied by a certified translation.

### Certified Translation Requirements

Provide an official word-for-word English translation, prepared and certified as correct by an official translator, for any document, including all seals and/or stamps, not in English.

An official translator is recognized by NABP as a (1) certified translator, (2) a certified court interpreter, (3) an authorized government official, or (4) an official translator from a professional translation service or an appropriate language department at any university.

Each page of the translation must be signed and dated by the translator and must appear on official stationery. The translator must provide an attestation statement regarding the accuracy of each translation. Proof of the translator's credentials need to accompany each translation. You may not prepare your own translations.

Photographs of original documents may be submitted.


If the name with which you have registered is different from the name on your IDs, you will not be permitted to test. Name changes cannot be completed at the test center and documentation brought to the test center confirming your name change will not be accepted.

### Test Center Restrictions

To ensure that examination results for all candidates are earned under comparable conditions and represent fair and accurate measurement of each candidate's individual knowledge and skills, it is necessary to maintain a standardized and secure testing environment. All candidates must adhere to the following policies:

- No reference, study, or other materials or devices may be brought into the testing center.
- Candidates will not be allowed to take anything into the testing room at the Pearson Professional Center other than those items given to them by the test center administrator and their ID documents (eg, passport, driver's license).
- Prohibited items will not be allowed into the testing room. Prohibited items include, but are not limited to, the following:
 

<ul style="list-style-type: none"> <li>» Beverages</li> <li>» Books</li> <li>» Book bags or backpacks</li> <li>» Briefcases</li> <li>» Calculators</li> <li>» Cell phones</li> <li>» Computers/tablets</li> <li>» Computer bags</li> </ul>	<ul style="list-style-type: none"> <li>» Contents of pockets</li> <li>» Food</li> <li>» Glasses or any other device with a camera (such as Google Glass)</li> <li>» Handbags/purses</li> <li>» Other electronic or digital devices (watches, activity wristbands, PDAs)</li> </ul>	<ul style="list-style-type: none"> <li>» Outerwear (coats, hats)</li> <li>» Pagers</li> <li>» Photographic devices</li> <li>» Recording devices</li> <li>» Wallets</li> <li>» Weapons</li> </ul>
--	--	--
- Secure storage located outside the testing room will be provided for personal items, but space is limited. Test centers assume no responsibility for candidates' personal belongings.
- Even if no secure storage is available, you will be required to leave all other personal belongings, including prohibited items, outside the testing room.

 **Note:** Candidates may have access to some personal items, specifically beverages, food, handbags/purses, wallets, money, and/or medication or specific items from the Pearson VUE Comfort Aid List while outside the testing room during scheduled or unscheduled breaks.

- Use of tobacco is not allowed in the testing room or in the testing center.
- Friends or relatives who accompany you will not be permitted to wait in the test center or test room during your admission process or during your examination.
- Candidates may not leave the test center building during the examination. If you leave the testing room without permission or the testing center building at any time during an examination appointment, you may be suspended from the test administration and your score may be invalidated.

### *Security Measures*

The NAPLEX and MPJE are the property of NABP and are confidential examinations that are protected by trade secret law, copyright law, and other applicable state and federal laws and regulations. The NAPLEX and/or MPJE will be made available to the examination candidate solely for the purpose of determining eligibility for licensure in the field of pharmacy.

- Numerous security measures will be enforced during the test administration to ensure the integrity of the examination programs.
- Be aware that you will be observed at all times while taking the examination. This observation may include direct observation by test center staff, as well as video and audio recordings of your testing session.

### *Misconduct*

Individuals are expressly prohibited from engaging in misconduct, at all times, in connection with NAPLEX or MPJE, including exam questions, answers, question format, profiles, or scenarios (individually and collectively “Exam Content”). Misconduct in connection with Exam Content or the NAPLEX or MPJE includes, without limitation, the following:

- Selling
- Offering
- Disclosing
- Making available any portion or the entirety of Exam Content
- Transmitting
- Copying
- Reproducing
- Requesting
- Purchasing
- Receiving, acquiring, or utilizing Exam Content without specific NABP authorization
- Attempting, arranging, or having an individual take the NAPLEX or MPJE for you
- Attempting, arranging, or taking the examination for another individual

Misconduct in connection with the NAPLEX, MPJE, or Exam Content is prohibited at all times, including prior to registering, scheduling, or taking the examination, during an examination appointment session as described in this *Bulletin*, and after taking the examination. Misconduct can involve individuals, candidates, or groups of individuals or candidates such as classmates, coworkers, friends, family, study groups, organizations, or entities. Individuals or groups of individuals who engage in any of the misconduct described in this section may be subject to one or more of the actions listed in the “Actions” subsection of this *Bulletin*, on page 19.

### **Misconduct During the Examination**

The examination appointment session begins when the candidate is checked in to the test center, and includes scheduled and non-scheduled breaks, and ends when the candidate is dismissed from the center.

Examples of misconduct during the examination appointment include but are not limited to:

- Attempting to take the examination for someone else or taking the examination for someone else
- Attempting to have someone else take the examination for you or having someone else taking the examination for you
- Taking the examination for any purpose other than determining the eligibility for licensure, unless otherwise approved by NABP and the board(s) of pharmacy
- Accessing a cell phone or any other electronic communications devices
- Using notes, books, reference material, or other aids
- Attempting to aid an individual or receive aid to complete the examination
- Bringing any materials, devices, or items to the examination appointment session that may compromise the security or validity of the administration
- Failing to follow an administrator's instructions
- Creating a disturbance of any kind
- Removing or attempting to remove from the test center scratch paper, note boards, writing materials, or the like
- Copying or memorizing examination questions, answers, or any other Exam Content and/or removing this information
- Tampering with the operation of the computer or attempting to use it for any function other than taking the examination
- Leaving the testing room without permission
- Leaving the testing center building for any reason
- Selling, offering, disclosing, transmitting, copying, reproducing, requesting, purchasing, receiving or utilizing without specific NABP authorization, or making available any portion or entirety of the NAPLEX or MPJE in any form.

Individuals who engage in any of the misconduct described in this section or who exhibit any of the behaviors described in this section, during their examination appointment session, may be subject to one or more of the actions listed in the "Actions" subsection of this *Bulletin*, below.

### **Actions**

If NABP obtains information that an individual has engaged in any misconduct, as defined in the *Bulletin*, NABP, in its sole discretion, may take one or more actions including but not limited to:

- Place a hold on the individual's ability to schedule an examination appointment
- Place a hold on the individual's ability to register for an examination
- Suspension of the test administration
- Forfeiture of all testing fees
- Termination of the test administration
- Withholding the reporting of an examination score or invalidation or cancellation of an examination score, as described in the "NAPLEX and MPJE Score Withholding, Cancellation, or Invalidation" section
- Notification to one or more boards of pharmacy or state or federal law enforcement agencies
- Initiation of or participation in civil, criminal, and/or administrative proceedings against the individual that may result in civil penalties, criminal punishments, and/or disciplinary action including denial of licensure or licensure revocation by one or more board(s) of pharmacy



**Important:** NABP reserves the right to share information concerning the withholding, cancellation, or invalidation of a candidate's NAPLEX and/or MPJE score or individual's misconduct with one or more boards of pharmacy or law enforcement authorities as applicable.

### *Atypical Testing Circumstances*

In the rare event that a problem arises in the administration of an examination, it may affect an individual or a group of test takers. Problems may include, without limitation, power failures, defective equipment, or other disruptions of exam administrations such as natural disasters or other emergencies. When these atypical circumstances occur, Pearson VUE will conduct an investigation to provide information to NABP. Based on this information, NABP, at its sole discretion, may not score the test, may withhold the reporting of a score while NABP reviews the matter, or may cancel or invalidate the test score. If NABP deems it appropriate to do so, NABP will work with Pearson VUE to give affected candidates the opportunity to retake the test as soon as possible at no additional cost. Affected test takers will be notified of the reasons for the cancellation and their options for retaking the test.

### **NAPLEX and MPJE Score Withholding, Cancellation, or Invalidation**

NABP reserves the right to determine, in its sole discretion and at any time, whether to withhold the reporting of an examination score or to cancel or invalidate one or more examination scores of an individual or a group of individuals. The withholding, canceling, or invalidating of one or more examinations scores of an individual or a group of individuals may occur prior to, during, or after examination administration.

NABP may cancel or invalidate an examination score or withhold the reporting of an examination score for any reason including, without limitation, the following:

- Atypical testing circumstances
- Misconduct by one or more individuals as described in this *Bulletin*
- Testing irregularities
- Noncompliance with policies by one or more candidates
- Observed irregular behavior of one or more candidates
- Discrepancy or falsification of an examination candidate's identification
- Impersonating an examination candidate or allowing an unauthorized person to take an examination
- Unusual answer patterns
- Unusual or large score variances among a candidate's examinations
- Unusually low score
- Psychometric review
- Leaving a testing center facility
- Accessing Examination Content prior to taking the exam
- Stealing Exam Content
- Communicating with other test takers during an examination appointment session

NABP's right to determine whether to withhold, cancel, or invalidate an examination score is not in any way waived or modified because NABP processed an examination registration form, authorized a candidate to sit for an examination, scored an examination, or reported an examination score.

### *Inclement Weather*

In the event of a testing center closing because of inclement weather, Pearson VUE will attempt to contact the candidate to reschedule the appointment; however, it is the responsibility of the individual candidate to contact Pearson VUE to determine if the test center is open and/or to reschedule his or her appointment.

If the Pearson Professional Center where the candidate is scheduled to test is open and the candidate does not keep his or her scheduled appointment, the candidate forfeits all fees and no portion of the examination fee will be refunded. Resitting fees apply (see page 6).



## *Technical Difficulties*

On rare occasions, technical difficulties occur at testing centers. If you experience a computer-related technical problem, notify the test center administrator immediately. Every reasonable effort will be made to correct any difficulties as soon as possible. Should the testing center experience a loss of power, backup systems are in place, and every reasonable effort will be made to retrieve testing data.

Once power is restored, candidates will be able to continue their testing sessions from the point at which they were interrupted.

If technical issues cause you to wait more than 30 minutes after your scheduled appointment time, or a restart delay lasts longer than 30 minutes, you will be given the choice of waiting to continue the exam or rescheduling your appointment with no additional fee.

If you choose not to reschedule, but rather to continue testing after a delay, you will have no other options and your testing results will be considered valid. If you choose to reschedule your appointment or the technical issue cannot be resolved, you will be allowed to test at a later date at no additional charge and without a required waiting period.

# NAPLEX

## *What Is the NAPLEX?*

As of November 1, 2016, the NAPLEX increased from 185 to 250 items, and the exam will be delivered in a computerized, fixed-form rather than using adaptive technology. Of the 250 delivered questions, 200 are operational and will be used to calculate your test score. The remaining questions are referred to as pretest questions, which are not used to calculate your test score. Pretest questions are administered to evaluate their appropriateness for possible inclusion in future examinations. The pretest questions, which are included on every NAPLEX administered, are dispersed throughout the examination and cannot be identified by the candidate. The total test time (time to complete the examination) is 6 hours. To account for the additional seat time and exam development, the NAPLEX registration fee increased from \$505 to \$575 on October 24.

The majority of the questions on the NAPLEX are asked in a scenario-based format (ie, patient profiles/medical records with accompanying test questions). To properly analyze and answer the questions presented, you must refer to the information provided in the patient profile/medical record.

Candidates may be prompted to scroll and navigate these profiles/medical records exhibits in a manner so that all necessary information will not be overlooked to answer the question.

Interspersed among these profile-based questions are “stand-alone questions” whose answers are drawn solely from the information provided in the question.

## *The NAPLEX Test Design*

The goal of the NAPLEX test design is to measure a candidate’s knowledge and ability as accurately and efficiently as possible.

As of November 1, 2016, the NAPLEX is presented as a fixed-form examination in compliance with the content specifications, blueprint, and other statistical and psychometric targets.

The examination requires that **all** test questions be answered in the order in which they are presented. You may **not** skip a question or return to a previous question to review your answer. Once you have confirmed an answer choice and moved on to the next question, you **cannot** return to the previous question to change your answer.

The passing scaled score for NAPLEX is 75. The minimum scaled score you can earn is zero and the maximum is 150.

? See page 33 for more information on score results.

! **Important:** You cannot change an answer once you have confirmed an answer choice. You cannot go back to review a question once you have moved on to the next question.

You must answer **all** questions in the order in which they are presented, and you may **not** skip a question.

## NAPLEX Competency Statements

The NAPLEX Competency Statements provide a blueprint of the topics covered on the examination. They offer important information about the knowledge, judgment, and skills you are expected to demonstrate as an entry-level pharmacist. A strong understanding of the Competency Statements will aid in your preparation to take the examination.

### Area 1 Ensure Safe and Effective Pharmacotherapy and Health Outcomes (Approximately 67% of Test)

- 1.1.0 *Obtain, Interpret, Assess, and/or Evaluate:*
  - 1.1.1 Information from patient interviews
  - 1.1.2 Patient medical records
  - 1.1.3 Results from instruments and screening strategies used to assess patients
  - 1.1.4 Laboratory and diagnostic findings
  - 1.1.5 Signs and symptoms associated with diseases and medical conditions
  - 1.1.6 Patients' need for medical referral
  - 1.1.7 Risk factors relevant to the prevention of a disease or medical condition and the maintenance of wellness
  - 1.1.8 Information from interdisciplinary health care providers
- 1.2.0 *Develop and Implement Individualized Treatment Plans, Taking Into Consideration:*
  - 1.2.1 Specific uses and indications and dosing for drugs
  - 1.2.2 Purported uses and indications for dietary supplements and complementary and alternative medicine
  - 1.2.3 Lifestyle and self-care therapy
  - 1.2.4 Pharmacologic classes and characteristics of drugs
  - 1.2.5 Actions and mechanisms of actions of drugs
  - 1.2.6 The presence of pharmacotherapeutic duplications and/or omissions
  - 1.2.7 Drug interactions
  - 1.2.8 Contraindications, warnings, and precautions
  - 1.2.9 Allergies
  - 1.2.10 Adverse effects and drug-induced illness
  - 1.2.11 Pharmacodynamic, pharmacokinetic, and pharmacogenomic principles
  - 1.2.12 Pharmacokinetic data to determine equivalence among drug products
  - 1.2.13 Pharmacoeconomic factors
  - 1.2.14 Routes and methods of administration, dosage forms, and delivery systems
- 1.3.0 *Assess and Modify Individualized Treatment Plans, Considering:*
  - 1.3.1 Therapeutic goals and outcomes
  - 1.3.2 Safety of therapy
  - 1.3.3 Efficacy of therapy
  - 1.3.4 Medication non-adherence or misuse
- 1.4.0 *Techniques for Effective Communication/Documentation of the Development, Implementation, and Assessment of Individualized Treatment Plans to:*
  - 1.4.1 Patients and/or patients' agents
  - 1.4.2 Interdisciplinary health care providers
- 1.5.0 *Advocate Individual and Population-Based Health and Safety, Considering:*
  - 1.5.1 Best practices, scientific literature evaluation, and health-related resources
  - 1.5.2 Quality improvement strategies in medication-use systems
  - 1.5.3 Processes, evaluation of, and responses regarding medication errors
  - 1.5.4 Role of automated systems and technology in medication distribution processes
  - 1.5.5 Emergency preparedness protocols

## Area 2 Safe and Accurate Preparation, Compounding, Dispensing, and Administration of Medications and Provision of Health Care Products (Approximately 33% of Test)

- 2.1.0 *Employ Various Techniques to Calculate:*
  - 2.1.1 Patients' nutritional needs and the content of nutrient sources
  - 2.1.2 Drug concentrations, ratio strengths, and/or extent of ionization
  - 2.1.3 Quantities of medication to be compounded, dispensed, or administered
  - 2.1.4 Quantities of ingredients needed to compound preparations
  - 2.1.5 Rates of administration
- 2.2.0 *Compound Sterile and Nonsterile Products, Considering:*
  - 2.2.1 Techniques, procedures, and equipment for drug preparation, compounding, and administration of sterile products
  - 2.2.2 Techniques, procedures, and equipment for drug preparation, compounding, and administration of nonsterile products
  - 2.2.3 Physicochemical properties of active and inactive ingredients
  - 2.2.4 Identifying the presence of, and the cause of, product incompatibilities or degradation and methods for achieving stability
  - 2.2.5 Physicochemical properties of drugs that affect solubility and stability
- 2.3.0 *Review, Dispense, and Administer Drugs and Drug Products, Considering:*
  - 2.3.1 Packaging, labeling, storage, handling, and disposal of medications
  - 2.3.2 Commercial availability, identification, and ingredients of prescription and non-prescription drugs
  - 2.3.3 Physical attributes of drug products
  - 2.3.4 Specific instructions and techniques for administration

### NAPLEX Sample Questions

The following are examples of question types that examinees may encounter when taking the NAPLEX. These questions are presented as examples to familiarize examinees with their formats and are not intended to represent content areas on the NAPLEX. Every examinee is presented with the opportunity to take a tutorial at the testing center prior to initiating the NAPLEX. The tutorial instructs examinees on how to respond to all of the types of questions that could be presented on the examination. NABP strongly encourages each examinee to take the tutorial in order to become familiar with how to submit responses in the computer-based examination.

#### Multiple-Choice Question Format

Which of the following vaccines is contraindicated in immunocompromised patients?

- A. Pneumococcal polysaccharide
- B. Varicella
- C. Meningococcal conjugate
- D. Subcutaneous influenza

#### Multiple-Response Question Format

What counseling information should a pharmacist provide to a patient taking oral tacrolimus? (Select **ALL** that apply.)

- A. Avoid live virus vaccinations
- B. Avoid grapefruit and grapefruit juice
- C. If a dose is missed, double up on the next dose
- D. Do not drink alcohol while taking this medication
- E. Medication levels need to be monitored

### Constructed-Response Question Format

Griseofulvin oral suspension contains 125 mg/5 mL. A physician prescribed 250 mg bid for 2 weeks for a patient. How many milliliters of griseofulvin should be dispensed in order to fill this prescription?

(Answer must be numeric; round the final answer to the nearest **WHOLE** number.)

### Ordered-Response Question Format

Rank the following topical corticosteroids from highest to lowest potency.

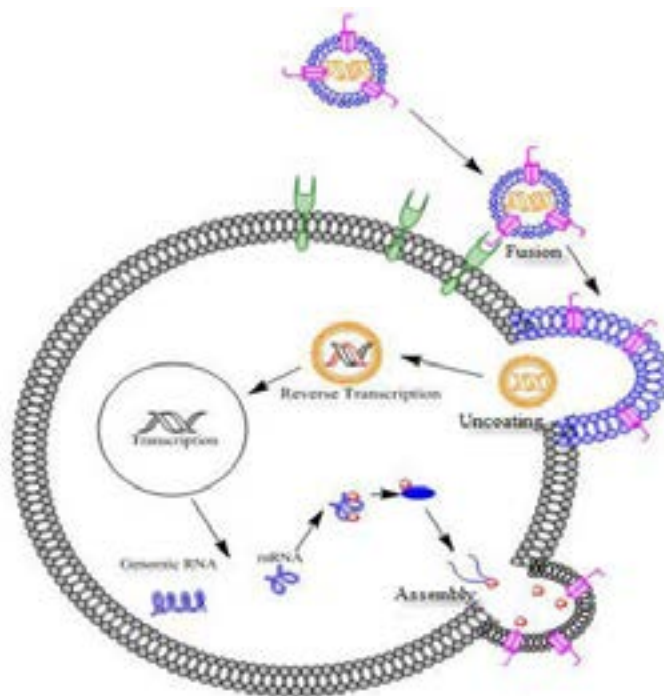
(**ALL** options must be used.)

Left-click the mouse to highlight, drag, and order the answer options.

Unordered Options	Ordered Response
Fluocinonide 0.05%	
Hydrocortisone acetate 1%	
Halobetasol propionate 0.05%	
Mometasone furoate 0.1%	

### Hot Spot Question Format

Using the diagram below, identify where in the HIV life-cycle maraviroc exerts its mechanism of action. (Select the **text** response, and left-click the mouse. To change your answer, move the cursor, select alternate **text** response, and click.)




# Pre-NAPLEX


The Pre-NAPLEX is the only NAPLEX practice examination assembled and developed by NABP. Candidates who take the Pre-NAPLEX will have a chance to “preview” the NAPLEX experience before examination day.

The Pre-NAPLEX score is intended to provide candidates with information on their performance under pre-testing conditions when answering a subset of test questions similar to those that may be included on the NAPLEX. NABP does not claim that a strong performance on the Pre-NAPLEX indicates a likelihood of passing the NAPLEX.

For added convenience, the Pre-NAPLEX is internet-based so it can be accessed from any computer with internet access. Candidates can sit for the Pre-NAPLEX at any time on any day. The Pre-NAPLEX consists of 100 questions; two forms of the Pre-NAPLEX are available. The cost for each Pre-NAPLEX attempt is \$65.


 **Note:** You can register for the Pre-NAPLEX via your NABP e-Profile using Visa, MasterCard, or American Express debit or credit cards. There are no refunds once the practice examination has been purchased.

The contents of the Pre-NAPLEX are confidential and protected under applicable intellectual property rights, including copyright laws. All documents, examination questions, answers, and confidential information received from this exam shall remain the exclusive property of NABP. The offering, disclosing, publishing, reproducing, transmitting, receiving without authorization, or making available the Pre-NAPLEX including, but not limited to, examination question format, questions, profiles, and scenarios, in whole or in part, in any form and by any means, whether verbal, written, electronic, or mechanical, for any purpose is prohibited at all times.

 **Important:** If NABP obtains information indicating an examination candidate offered, disclosed, published, reproduced, transmitted, received without authorization, or made available any portion of the Pre-NAPLEX, as described above, in any form to or from individuals, organizations, study groups, or the like, NABP may take actions against the candidate resulting in but not limited to disqualification from the NAPLEX program, civil penalties, and/or criminal proceedings.

## Registration Requirements

The Pre-NAPLEX is intended to benefit candidates who are preparing for the NAPLEX. However, anyone who is interested may register and take the Pre-NAPLEX. There are no eligibility requirements to take the Pre-NAPLEX.

 **Note:** Individuals must take the Pre-NAPLEX within seven days of purchasing the exam. Also, once the student begins the exam, it must be completed in that session time.

## Examination Questions and Scores

All questions used for the Pre-NAPLEX have previously appeared in the actual NAPLEX. Each of the two forms contains both stand-alone and profile questions based on the same blueprint used for the NAPLEX.

Because the Pre-NAPLEX is designed to perform like the actual NAPLEX, reviewing a completed examination questions and “going back” during the examination is not permitted.

The Pre-NAPLEX, like the NAPLEX, is only administered via computer.

The Pre-NAPLEX is scored similarly to the NAPLEX. Candidates will have the ability to print their score report for their personal records. Pre-NAPLEX scores will not be released to anyone other than the candidate.

The Pre-NAPLEX score is intended to provide you with information on your performance in answering a subset of test questions similar to those you will encounter on the NAPLEX under pre-testing conditions. NABP does not claim that a strong performance on the Pre-NAPLEX predicts passing the NAPLEX.

### *Preparation*

To prepare for the Pre-NAPLEX, candidates should, at minimum, review the NAPLEX Competency Statements and the associated skills and knowledge base of an entry-level pharmacist. The NAPLEX Competency Statements can be accessed on page 23 of this *Bulletin*.

### *Retaking the Pre-NAPLEX*

Students may take the Pre-NAPLEX up to two times. The cost for each Pre-NAPLEX attempt is \$65. When registering and paying for the Pre-NAPLEX, the computer randomly delivers one of the two unique forms. If a student chooses to take the Pre-NAPLEX a second time, a different form will be administered.

### *Software and Computer Requirements*

To take the Pre-NAPLEX, a computer running either Microsoft Windows 7 or 8/8.1 or Mac OS 10.7 (Snow Leopard) through 10.10 (Yosemite) operating system software is required and must meet the following system requirements:

- Mozilla Firefox 38.0 and higher
- Google Chrome 43.0 and higher
- Internet Explorer 11.0 and higher, with text size set to medium or smaller
- Reliable internet access (high-speed connection preferred for optimal performance)
- Access to a printer for score reports

The Safari browser on the Mac platform is NOT supported, and you may encounter difficulties in completing the exam if you utilize Safari as your browser. Please utilize Chrome or Firefox if you plan to take your Pre-NAPLEX using an Apple computer.



**Note:** Because wireless internet routers may fail, NABP recommends using a direct internet connection while taking the Pre-NAPLEX.

# MPJE

## *What Is the MPJE?*

The MPJE is a 120-question computer-based examination that uses adaptive technology to deliver selected-response test questions. Of the 120 delivered questions, 100 are operational and will be used to calculate your score. The remaining 20 questions are pretest questions and will not count toward your MPJE score. Pretest questions are included on all MPJE examinations and are administered to evaluate their appropriateness for possible inclusion in future examinations. The pretest questions are dispersed throughout the examination and cannot be identified by the candidate. The total testing time for the MPJE is two-and-a-half hours. The appointment time with the vendor, Pearson VUE, will be three hours to allow for time to read and agree to the confidentially/non-disclosure agreement, tutorial, and post-exam survey.

In cooperation with participating state boards of pharmacy, the MPJE is uniformly developed, administered, and scored under policies and procedures developed by NABP. The content of the MPJE is approved by boards of pharmacy, practitioners, and educators from around the country through their service as MPJE Review Committee members, item writers, and board of pharmacy representatives.

All candidates are tested on their mastery of pharmacy law as outlined in the MPJE Competency Statements. Each participating state board of pharmacy approves those questions that are specific to the federal and state laws of the jurisdictions in which candidates are seeking licensure. Candidates must take a separate examination for each state or jurisdiction in which they are seeking licensure.


## *The MPJE Test Design*


The examination is assembled as you answer questions, using information recorded and completed during the examination to influence the composition of the remainder of the examination.

When you respond to computer-selected MPJE questions, the adaptive technology will assess your answers and use that information to select your next test question. The computer will then select a question suited to your estimated ability level from the test's question pool. Your ability level will be estimated from a combination of your responses (right and wrong answers) and the attributes of the questions that you were assigned.

The format of the examinations requires that **all** test questions be answered in the order in which they are presented. You will **not** be allowed to skip a question or return to a previous question to review your answer. Once you have confirmed an answer choice and moved on to the next question, you **cannot** return to the previous question to change your answer.

The passing scaled score for MPJE is 75. The minimum scaled score you can earn is zero and the maximum is 100.

 See page 34 for more information on score results.

 **Note:** You cannot change an answer once you have confirmed an answer choice or go back and review a question once you have moved on to the next question.

You must answer all questions in the order in which they are presented, and you may **not** skip a question.



## MPJE Competency Statements

The MPJE Competency Statements provide a blueprint of the topics covered on the examination. They offer important information about the knowledge, judgment, and skills you are expected to demonstrate while taking the MPJE. A strong understanding of the Competency Statements will aid you in your preparation to take the examination.

Your formal education, training, practical experience, and self-study prepare you for the MPJE. The MPJE has been designed to assess how well you apply your knowledge, skills, and abilities to evaluate situations involving the applicable federal and state laws and regulations that govern the practice of pharmacy in the state in which you are seeking licensure. Additional information may also be obtained from the state board of pharmacy where you are seeking licensure.



**Note:** No distinction is made in the examination between federal and state jurisprudence questions. You are required to answer each question in terms of the prevailing laws of the state in which you are seeking licensure.

### Area 1 Pharmacy Practice (Approximately 83% of Test)

- 1.1 *Legal responsibilities of the pharmacist and other pharmacy personnel*
  - 1.1.1 Unique legal responsibilities of the pharmacist-in-charge (or equivalent), pharmacists, interns, and pharmacy owners
    - Responsibilities for inventory, loss and/or theft of prescription drugs, the destruction/disposal of prescription drugs and the precedence of Local, State, or Federal requirements
  - 1.1.2 *Qualifications, scope of duties, and conditions for practice relating to pharmacy technicians and all other non-pharmacist personnel*
    - Personnel ratios, duties, tasks, roles, and functions of non-pharmacist personnel
- 1.2 *Requirements for the acquisition and distribution of pharmaceutical products, including samples*
  - 1.2.1 Requirements and record keeping in relation to the ordering, acquiring, and maintenance of all pharmaceutical products and bulk drug substances/excipients
    - Legitimate suppliers, pedigrees and the maintenance of acquisition records
  - 1.2.2 *Requirements for distributing pharmaceutical products and preparations, including the content and maintenance of distribution records*
    - Legal possession of pharmaceutical products (including drug samples), labeling, packaging, repackaging, compounding, and sales to practitioners
- 1.3 *Legal requirements that must be observed in the issuance of a prescription/drug order*
  - 1.3.1 Prescription/order requirements for pharmaceutical products and the limitations on their respective therapeutic uses
    - Products, preparations, their uses and limitations applicable to all prescribed orders for both human and veterinary uses
  - 1.3.2 Scope of authority, scope of practice, and valid registration of all practitioners who are authorized under law to prescribe, dispense, or administer pharmaceutical products, including controlled substances
    - Federal and State registrations, methadone programs, office-based opioid treatment programs, regulations related to retired or deceased prescribers, internet prescribing, limits on jurisdictional prescribing
  - 1.3.3 Conditions under which the pharmacist participates in the administration of pharmaceutical products, or in the management of patients' drug therapy
    - Prescriptive authority, collaborative practice, consulting, counseling, medication administration (including immunization, vaccines), ordering labs, medication therapy management, and disease state management
  - 1.3.4 Requirements for issuing a prescription/order
    - Content and format for written, telephonic voice transmission, electronic facsimile, computer and internet, during emergency conditions, and tamper-resistant prescription forms.
  - 1.3.5 Requirements for the issuance of controlled substance prescriptions/orders

- Content and format for written, telephonic voice transmission, electronic facsimile, computerized and internet, during emergency conditions, conditions for changing a prescription, time limits for dispensing initial prescriptions/drug orders, and requirements for multiple Schedule II orders
- 1.3.6 Limits of a practitioner's authority to authorize refills of a pharmaceutical product, including controlled substances
- 1.4 *Procedures necessary to properly dispense a pharmaceutical product, including controlled substances, pursuant to a prescription/drug order*
  - 1.4.1 Responsibilities for determining whether prescriptions/orders were issued for a legitimate medical purpose and within all applicable legal restrictions
    - Corresponding responsibility, maximum quantities, restricted distribution systems, red flags/automated alerts, controlled substances, valid patient / prescriber relationship, and due diligence to ensure validity of the order
  - 1.4.2 Requirements for the transfer of existing prescription/order information from one pharmacist to another
  - 1.4.3 Conditions under which a prescription/order may be filled or refilled
    - Emergency fills or refills, partial dispensing of a controlled substance, disaster or emergency protocol, patient identification, requirement for death with dignity, medical marijuana, and conscience /moral circumstances
  - 1.4.4 Conditions under which prospective drug use review is conducted prior to dispensing
    - Patient-specific therapy and requirements for patient-specific documentation
  - 1.4.5 Conditions under which product selection is permitted or mandated
    - Consent of the patient and/or prescriber, passing-on of cost savings, and appropriate documentation
  - 1.4.6 Requirements for the labeling of pharmaceutical products and preparations dispensed pursuant to a prescription/order
    - Generic and therapeutic equivalency, formulary use, auxiliary labels, patient package inserts, FDA medication guides, and written drug information
  - 1.4.7 Packaging requirements of pharmaceutical products, preparations, and devices to be dispensed pursuant to a prescription/order
    - Child-resistant and customized patient medication packaging
  - 1.4.8 Conditions under which a pharmaceutical product, preparation, or device may not be dispensed
    - Adulteration, misbranding, and dating
  - 1.4.9 Requirements for compounding pharmaceutical products
    - Environmental controls, release checks and testing, beyond use date (BUD), initial and ongoing training
  - 1.4.10 Requirements for emergency kits
    - Supplying, maintenance, access, security, and inventory
  - 1.4.11 Conditions regarding the return and/or reuse of pharmaceutical products, preparations, bulk drug substances/excipients, and devices
    - Charitable programs, cancer or other repository programs, previously dispensed, and from "will call" areas of pharmacies
  - 1.4.12 Procedures and requirements for systems or processes whereby a non-pharmacist may obtain pharmaceutical products, preparations, bulk drug substances/excipients, and devices
    - Pyxis (vending), after hour's access, telepharmacies, and secure automated patient drug retrieval centers
  - 1.4.13 Procedures and requirements for establishing and operating central processing and central fill pharmacies
    - Remote order verification
  - 1.4.14 Requirements for reporting to PMP, accessing information in a PMP and the maintenance of security and confidentiality of information accessed in PMPs
  - 1.4.15 Requirements when informed consent must be obtained from the patient and/or a duty to warn must be executed
    - Collaborative practice and investigational drug therapy
- 1.5 *Conditions for making an offer to counsel or counseling appropriate patients, including the requirements for documentation*
  - 1.5.1 Requirements to counsel or to make an offer to counsel
  - 1.5.2 Required documentation necessary for counseling

- 1.6 *Requirements for the distribution and/or dispensing of non-prescription pharmaceutical products, including controlled substances*
  - 1.6.1 Requirements for the labeling of non-prescription pharmaceutical products and devices
  - 1.6.2 Requirements for the packaging and repackaging of non-prescription pharmaceutical products and devices
  - 1.6.3 Requirements for the distribution and/or dispensing of poisons, restricted, non-prescription pharmaceutical products, and other restricted materials or devices
    - Pseudoephedrine, dextromethorphan, emergency contraception, and behind the counter products as appropriate
- 1.7 *Procedures for keeping records of information related to pharmacy practice, pharmaceutical products and patients, including requirements for protecting patient confidentiality*
  - 1.7.1 Requirements pertaining to controlled substance inventories
  - 1.7.2 Content, maintenance, storage, and reporting requirements for records required in the operation of a pharmacy
    - Prescription filing systems, computer systems and backups, and prescription monitoring programs
  - 1.7.3 Requirements for protecting patient confidentiality and confidential health records
    - HIPAA requirements and conditions for access and use of information
- 1.8 *Requirements for handling hazardous materials such as described in USP <800>*
  - 1.8.1 Requirements for appropriate disposal of hazardous materials
  - 1.8.2 Requirements for training regarding hazardous materials
    - Reverse distributors, quarantine procedures, comprehensive safety programs, Material Safety Data Sheets
  - 1.8.3 Environmental controls addressing the proper storage, handling, and disposal of hazardous materials
    - Ventilation controls, personal protective equipment, work practices, and reporting
  - 1.8.4 Methods for the compounding, dispensing and administration of hazardous materials
    - All hazardous materials including sterile and non-sterile compounding

## **Area 2 – Licensure, Registration, Certification, and Operational Requirements (15%)**

- 2.1 *Qualifications, application procedure, necessary examinations, and internship for licensure, registration, or certification of individuals engaged in the storage, distribution, and/or dispensing of pharmaceutical products (prescription and non-prescription)*
  - 2.1.1 Requirements for special or restricted licenses, registration, authorization, or certificates
    - Pharmacists, pharmacist preceptors, pharmacy interns, pharmacy technicians, controlled substance registrants, and under specialty pharmacist licenses (Nuclear, Consultant etc.)
  - 2.1.2 Standards of practice related to the practice of pharmacy
    - Quality assurance programs (including peer review), changing dosage forms, therapeutic substitution, error reporting, public health reporting requirements (such as notification of potential terrorist event, physical abuse, and treatment for tuberculosis), and issues of conscience and maintaining competency
  - 2.1.3 Requirements for classifications and processes of disciplinary actions that may be taken against a registered, licensed, certified, or permitted individual
  - 2.1.4 Requirements for reporting to, and participating in, programs addressing the inability of an individual licensed, registered, or certified by the Board to engage in the practice of pharmacy with reasonable skill and safety
    - Impairment caused by the use of alcohol, drugs, chemicals, or other materials, or mental, physical, or psychological conditions
- 2.2 *Requirements and application procedure for the registration, licensure, certification, or permitting of a practice setting or business entity*
  - 2.2.1 Requirements for registration, license, certification, or permitting of a practice setting
    - In-state pharmacies, out-of-state pharmacies, specialty pharmacies, controlled substance registrants, wholesalers, distributors, manufacturers/repackagers, computer services providers, and internet pharmacies
  - 2.2.2 Requirements for an inspection of a licensed, registered, certified, or permitted practice setting
  - 2.2.3 Requirements for the renewal or reinstatement of a license, registration, certificate, or permit of a practice setting

- 2.2.4 Classifications and processes of disciplinary actions that may be taken against a registered, licensed, certified, or permitted practice setting
- 2.3 *Operational requirements for a registered, licensed, certified, or permitted practice setting*
  - 2.3.1 Requirements for the operation of a pharmacy or practice setting that is not directly related to the dispensing of pharmaceutical products
    - Issues related to space, equipment, advertising and signage, security (including temporary absences of the pharmacist), policies and procedures, libraries and references (including veterinary), and the display of licenses
  - 2.3.2 Requirements for the possession, storage, and handling of pharmaceutical products, preparations, bulk drug substances/excipients, and devices, including controlled substances
    - Investigational new drugs, repackaged or resold drugs, sample pharmaceuticals, recalls, and outdated pharmaceutical products
  - 2.3.3 Requirements for delivery of pharmaceutical products, preparations, bulk drug substances/excipients, and devices, including controlled substances
    - Issues related to identification of the person accepting delivery of a drug, use of the mail, contract delivery, use of couriers, use of pharmacy employees, use of kiosks, secure mail boxes, script centers, use of vacuum tubes, and use of drive-up windows

### Area 3 – General Regulatory Processes (2%)

- 3.1 *Application of regulations*
  - 3.1.1 Laws and rules that regulate or affect the manufacture, storage, distribution, and dispensing of pharmaceutical products, preparations, bulk drug substances/excipients, and devices, (prescription and non-prescription), including controlled substances
    - Food, Drug, and Cosmetic Act(s) and Regulations, the Controlled Substances Act(s) and Regulations, OBRA 90's Title IV Requirements, Practice Acts and Rules, other statutes and regulations, including but not limited to, dispensing of methadone, child-resistant packaging, tamper resistant packaging, drug paraphernalia, drug samples, pharmacist responsibilities in Medicare-certified skilled-nursing facilities, NDC numbers, and schedules of controlled substances

## MPJE Sample Questions

The following are examples of question types that examinees may encounter when taking the MPJE. These questions are presented as examples to familiarize examinees with their formats and are not intended to represent content areas on the MPJE. Every examinee is presented with the opportunity to take a tutorial at the testing center prior to initiating the MPJE. The tutorial instructs examinees on how to respond to all of the types of questions that could be presented on the examination. NABP strongly encourages each examinee to take the tutorial in order to become familiar with how to submit responses in the computer-based examination.

### Multiple-Choice Question Format

How many total continuing pharmacy education hours are required to be completed upon the second renewal of a pharmacist's license in this jurisdiction?

- A. 15
- B. 20
- C. 25
- D. 30
- E. 40

### Multiple-Response Question Format

Which of the following medications are classified as Schedule II controlled substances in this jurisdiction? (Select **ALL** that apply.)

- A. Strattera
- B. Lisdexamfetamine
- C. Meprobamate
- D. Amphetamine
- E. Dexmethylphenidate

**Ordered-Response Question Format**

Place the following in the order in which they would expire according to federal regulations, starting with the earliest.

(**ALL** options must be used.)

Left-click the mouse to highlight, drag, and order the answer options.

Unordered Options	Ordered Response
A partially filled methylphenidate prescription for a patient not in a long-term care facility	
A phoned-in, emergency oxycodone prescription	
A written bupropion prescription	
An electronic alprazolam prescription	
A partially filled morphine prescription for a patient in a long-term care facility	

# NAPLEX/MPJE Score Results

## *NAPLEX Score Results*

The NAPLEX is the means by which boards of pharmacy assess the competence of candidates for licensure. Any other use of individual NAPLEX scores is inappropriate and is not condoned by NABP. By applying to take the NAPLEX, you authorize NABP to release your test scores to your designated board of pharmacy. NABP will forward your NAPLEX score to the board(s) of pharmacy from which you are seeking licensure, as well as to any state that you have requested receive your scores by score transfer, unless NABP has withheld, invalidated, or canceled your NAPLEX score, as described in the *Bulletin*.

The minimum acceptable passing score on the NAPLEX scale is 75. The passing score reported is **not** a percentage value.

As of November 1, 2016, there no longer is a requirement to answer a minimum number of test questions in order to receive a test score. If a candidate does not complete the examination, all unanswered questions on the NAPLEX will be scored as incorrect. It is in the best interest of the candidate to complete the examination to achieve an optimum score.

NABP uses a mathematically based weighted scoring model to calculate an ability measure for each examinee. The ability measure is transformed to a reporting scaled score that ranges from 0 to 150. Scaled scores do **not** represent the raw number of correct answers and should not be interpreted as such.

The NAPLEX passing standard has been established by a panel of pharmacy experts, and the ability level that defines the passing standard is the same for all NAPLEX administrations. Specific questions about scoring should be emailed to [CompAssess@nabp.pharmacy](mailto:CompAssess@nabp.pharmacy).

Official score reports for candidates who receive a failing score on the NAPLEX will include a section which indicates their relative performance in each of the two major competency area. Because of the secure nature of the NAPLEX, no review of the test questions is allowed. Candidates may receive scores or an official score report for the NAPLEX directly from their boards of pharmacy.

## *MPJE Score Results*

The MPJE is the means by which boards of pharmacy assess pharmacist licensure candidates' knowledge of pharmacy jurisprudence. Any other use of individual MPJE scores is inappropriate and is not condoned by NABP. By applying to take the MPJE, you authorize NABP to release your test scores to the designated boards of pharmacy. NABP will forward your MPJE score to the board of pharmacy from which you are seeking licensure unless NABP has withheld, invalidated, or canceled your MPJE score, as described in this *Bulletin*.


By applying to take the MPJE, you authorize NABP to release your test scores to the designated boards of pharmacy.

To receive an MPJE test score, you must have completed at least 107 questions on the examination. Candidates completing fewer than 107 questions will **not** have their scores reported. Candidates who complete at least 107 questions, but fewer than 120 questions, will have a penalty applied and their scores adjusted to reflect the number of questions that remained unanswered. Therefore, it is in the candidate's best interest to

answer all questions presented. The minimum acceptable passing score on the MPJE scale is 75. The passing score reported is **not** a percentage value.

NABP uses a mathematically based weighted scoring model to calculate an ability measure for each candidate. These ability measures are transformed to a reporting scale that ranges from 0 to 100. Scaled scores do **not** represent the raw number of correct answers and should not be interpreted as such.

The score is calculated by first determining the candidate's ability level on the MPJE and then determining whether the score has met the MPJE passing standard. The passing standard has been established by a panel of pharmacy experts and is the same for all candidates for licensure. Candidates will receive a score or an official score report for the MPJE directly from their boards of pharmacy. Because the MPJE is unique to the state or jurisdiction in which you seek licensure, it is not possible to transfer your MPJE score to another state.

 **Note:** Only the individual boards of pharmacy have the authority to issue a license to practice pharmacy. The posting by NABP of a passing score on an examination does not constitute a license to practice pharmacy. Boards will not accept examination scores posted online by NABP for purposes of score transfer or obtaining licensure. Online score reports are for candidate use only.

### *NAPLEX and MPJE Score Review*

On occasion, a candidate may believe that the score reported is not accurate. It is extremely unlikely that a score will be changed through the review process. However, should a candidate request to have a NAPLEX or MPJE score reviewed, they must do so within 60 days of the date that scores are released to the respective board of pharmacy. The request must be submitted in writing and be accompanied by the score review fee. In your written request you must include your name, NABP e-Profile number, address, and phone number. You will be informed in writing of the score review results within two to four weeks. The fee for the NAPLEX or MPJE score review is \$100 per examination. The fee must be submitted in the form of a money order, bank draft, or a certified check payable to the National Association of Boards of Pharmacy or NABP.

The rescore process includes a manual inspection of the examinee's test session, which includes but is not limited to the following: answer patterns, time spent to respond to items, performance on scored versus non-scored items, and performance on various item formats. Upon verification that the exam was delivered as intended and that no technical anomaly occurred during the test session, the candidate's score is recomputed via an independent scoring tool. The rescore process does not include the review of item content.

### *Score Holds/Psychometric Review Process*


On occasion, a candidate's score will be placed on hold for further evaluation. Test scores may be subject to a hold as part of NABP's routine quality control and assurances processes. Tests are evaluated to ensure compliance with delivery and scoring models. Test scores may also be held as a result of an incident reported at the testing center or an observed difference in a candidate's performance on two or more examination attempts, or if a candidate's score is unusually low. In the event of a score hold, NABP will notify the respective board of pharmacy and the candidate within seven business days. Should you receive notification of a score hold, there will be explicit instructions regarding the action that you need to take in order to respond to NABP's inquiries. All inquiries regarding score holds should be addressed to [CompAssess@nabp.pharmacy](mailto:CompAssess@nabp.pharmacy).

### *Retake Policy*

Candidates will be limited to five attempts (if permitted by the board of pharmacy) to pass the NAPLEX and MPJE.

MPJE candidates will have five opportunities (if approved by the board) per jurisdiction or state to pass the exam. For example, a candidate may attempt to pass the MPJE in State A five times and will also have five attempts for State B.

Some exceptions may apply, as NABP member boards retain the authority to determine the number of attempts per candidate in their jurisdiction. If you have any questions, or require more information about the five-attempt limit, please contact NABP Customer Service, Monday through Friday, 9 AM to 5 PM Central Time, at 847/391-4406, or by email at [help@nabp.pharmacy](mailto:help@nabp.pharmacy).

 See page 20 for more information on score cancellations.

## Waiting Periods

### NAPLEX

As of November 1, 2016, the NAPLEX waiting period is 45 days between a failed attempt on the NAPLEX and the next scheduled appointment to test. Some jurisdictions have a waiting period stated in rules or regulations that exceeds the NAPLEX 45-day waiting period. Candidates shall be required to comply with the jurisdiction's stated waiting period in such cases.

To retake the NAPLEX, candidates must complete the online registration and submit the fees. Eligibility must be reconfirmed by a board of pharmacy and candidates must adhere to the 45-day waiting period. The waiting period policy includes a provision that there shall be no more than three attempts to pass the NAPLEX in a 12-month period. If a candidate fails the NAPLEX three times in a 12-month period, the candidate shall be subject to eligibility approval by the board of pharmacy (or designated authority) and will not receive an authorization to test until the 12-month time frame has passed.

### MPJE

For the MPJE the waiting period is 30 days between attempts.

Candidates who miss a scheduled testing appointment without following the cancellation procedure forfeit testing fees and may have to wait up to five business days after the scheduled appointment to pay a resitting fee and receive a new ATT (see "Resitting After a Missed/Canceled Appointment, page 6).



# NAPLEX Score Transfer

## *NAPLEX Score Transfer Program*

NABP's NAPLEX Score Transfer Program allows you to transfer your NAPLEX score to additional jurisdictions in which you wish to obtain a license to practice pharmacy. If you participate in the Score Transfer Program and fulfill all other requirements for licensure in the jurisdiction to which you transfer your score, you will be awarded a license by examination.

The Score Transfer Program differs significantly from NABP's Electronic Licensure Transfer Program® (e-LTP™), which is a reciprocity service NABP provides for licensed pharmacists. Unlike score transfer, licensure transfer does not permit you to attain a license by examination in another jurisdiction. Instead, your license in the jurisdiction is considered a license by licensure transfer.

Please note that the validity period of the score transferred varies from state to state. You are encouraged to contact the board where your score was transferred for additional information.

## *Score Transfer Process*

To be eligible for NAPLEX Score Transfer, candidates must register using the NAPLEX/MPJE online application. Candidates may submit a score transfer request up to 90 days from the exam date (the day of the exam is considered day one). This provides candidates with three opportunities for submitting a score transfer request:

- Apply during the initial registration process,
- Log in to the online registration anytime before sitting for the exam to request score transfer, or
- Submit a score transfer request up to 90 days after taking the examination by logging in to your e-Profile.

Candidates requesting score transfers must complete all the examination requirements that are required by the primary jurisdiction for licensure, including any locally administered examinations. Primary jurisdictions can refuse to allow a candidate's score to be transferred if the candidate does not complete all of the jurisdiction's examination requirements.

Candidates may also be required to travel to the score transfer jurisdiction upon notice from the board to take any locally administered examination necessary to complete the score transfer process for licensure. Candidates should contact the board of pharmacy from which they are seeking licensure by score transfer before applying in order to determine the jurisdiction's licensure requirements.

Score transfers will be processed whether you pass or fail the NAPLEX. If you wish to transfer your score, an online score transfer registration and fee must be submitted every time you register to take the NAPLEX. Score transfers pertain to NAPLEX scores **only**.



**Important:** If you are score transferring to Colorado, Maine, Oregon, and/or Utah, note that to become eligible to sit for the MPJE, candidates must complete and submit a NAPLEX/MPJE Eligibility Request Form to NABP. There is an \$85 processing fee.

## *NAPLEX Score Transfer Fee*

The NAPLEX score transfer administrative fee charged by NABP is \$75 per jurisdiction. Registration and payment for score transfers may be submitted up to 90 days after taking the examination. When registering for a score transfer online, fees must be paid with Visa, MasterCard, or American Express debit or credit cards.

Refunds for score transfer fees will **not** be provided to candidates. Before you take the NAPLEX, you may change your score transfer state free of cost. However, you may **not** request a change of state after you take the examination. To change the state you selected for score transfer, provide the following:

- Your name, date of birth, and mailing address
- NABP e-Profile ID (located in the top right corner when logged in to your NABP e-Profile)
- Original state requested for score transfer
- State you wish to change your score transfer to

Send your request using one of the following:

**Mail:** NABP  
Competency Assessment  
1600 Feehanville Dr  
Mount Prospect, IL 60056

**Email:** [CompAssess@nabp.pharmacy](mailto:CompAssess@nabp.pharmacy)

## *Participating Score Transfer Jurisdictions*

All 50 states, the District of Columbia, Guam, Puerto Rico, and the Virgin Islands currently participate in the NAPLEX Score Transfer Program. Contact the score transfer jurisdiction directly for current board licensing fees and updated participation information. Some jurisdictions may require payment for examination materials in addition to the score transfer fees.

# NAPLEX/MPJE Contacts

## Contacts for Your Questions

The following table provides you with contact information in the event you have questions about the examination programs or procedures.

Questions About:	Contact:
<ul style="list-style-type: none"> <li>Eligibility to take the NAPLEX/MPJE</li> <li>ADA accommodations</li> <li>Examination results</li> </ul>	The board of pharmacy in the state(s) in which you are seeking licensure. The most current listing of board of pharmacy contacts is available on NABP's website at <a href="http://www.nabp.pharmacy/boards-of-pharmacy">www.nabp.pharmacy/boards-of-pharmacy</a> .
<ul style="list-style-type: none"> <li>Eligibility to take the NAPLEX/MPJE for CO, ME, OR, and UT</li> </ul>	NABP Customer Service at 847/391-4406 or at <a href="mailto:help@nabp.pharmacy">help@nabp.pharmacy</a> or contact <a href="mailto:exameligibility@nabp.pharmacy">exameligibility@nabp.pharmacy</a> .
<ul style="list-style-type: none"> <li>Scheduling, rescheduling, or canceling your testing appointment</li> <li>Test center directions</li> </ul>	Pearson VUE Customer Service at 888/709-2679, or visit the website at <a href="http://www.pearsonvue.com">www.pearsonvue.com</a> .
<ul style="list-style-type: none"> <li>Misplaced ATT letter</li> </ul>	Pearson VUE Customer Service at 888/709-2679, or visit the website at <a href="http://www.pearsonvue.com">www.pearsonvue.com</a> .
<ul style="list-style-type: none"> <li>Questions about the content of the NAPLEX/MPJE</li> <li>General comments about the test center</li> <li>General NAPLEX/MPJE information</li> <li>Score transfer</li> <li>Identification Requirements for Test Center Admission</li> </ul>	<p><b>Mail:</b> NABP Customer Service 1600 Feehanville Dr Mount Prospect, IL 60056</p> <p><b>Phone:</b> 847/391-4406 <b>Fax:</b> 847/391-1114 <b>Website:</b> <a href="http://www.nabp.pharmacy">www.nabp.pharmacy</a> <b>Email:</b> <a href="mailto:help@nabp.pharmacy">help@nabp.pharmacy</a> <b>Hours:</b> Monday to Friday, 9 AM to 5 PM Central Time</p>
<ul style="list-style-type: none"> <li>Name or address changes and corrections.</li> </ul>	NABP and the board(s) of pharmacy in the state(s) in which you are seeking licensure.

## Candidate Comments

NABP constantly evaluates the examinations and, therefore, is open to and appreciative of your constructive comments. Immediately after your examination ends, any comment or complaint about any matter related to the examinations can be made in the comment section of the exit survey. You may also send your comments about the test center or questions on your examination via mail to NABP at 1600 Feehanville Dr, Mount Prospect, IL 60056, or via email at [help@nabp.pharmacy](mailto:help@nabp.pharmacy).

## Report Exam Misconduct or Irregularities

NABP examinations are administered under strict security measures, and information on suspected examination misconduct or irregularities, acts of unethical behavior, and breaches of security can be reported to NABP through the website or by contacting Customer Service at 847/391-4406.

Incidents that compromise the content of any NABP examinations can be submitted anonymously, or, to further discuss the incident with NABP staff, include personal contact information when submitting the report. Reports of suspected misconduct or irregularities are treated confidentially and are fully investigated in support of NABP's commitment to ensuring the integrity and reliability of its examinations.

# Appendices

## Appendix A

### NABP/MPJE Online Registration Glossary

**Available Actions:** When you are logged in to your NABP e-Profile, links that appears in the Available Actions column under “My Active Registrations” and “My Registration History” allow you to change, cancel, or make requests regarding previously submitted exam registrations. These options are unique to where you are in the registration process, meaning the only options that appear are those that you are eligible to perform.

- **Add Score Transfer:** You may transfer your score to additional boards of pharmacy up to 90 days after taking the NAPLEX.
- **Cancel Score Transfer:** You may cancel a previously submitted NAPLEX Score Transfer request. There are no refunds issued for canceled score transfers.
- **Change Primary Jurisdiction:** You may change your previously designated Primary Jurisdiction. The fee is \$50. Requests for change of jurisdiction must be made more than two business days before a scheduled examination. A change of Primary Jurisdiction made within two business days of a scheduled examination appointment will result in NABP denying the request and forfeiture of the fee.
- **Cancel Registration Request:** You may request cancellation of a previously submitted exam registration. Registrants who cancel will receive a partial refund of the registration fee. If you have a scheduled examination appointment with Pearson VUE, you must contact Pearson VUE to cancel at least two business days before the scheduled appointment. Refunds will not be issued if the request is received after your eligibility expires or if you missed the scheduled testing appointment.
- **Resit:** If you miss your scheduled testing appointment, you may request a resit (an opportunity to take the missed test at a future date).

**Status:** When you are logged in to your NABP e-Profile, the information that appears in the Status column under “My Active Registrations and “My Registration History” provides you with the current standing of your current and past exam registrations.

- **Application Received:** NABP has received your application and will submit it to the board of pharmacy you designated in the registration process.
- **Eligibility Requested:** Your registration has been received, but NABP has not yet been informed of a decision regarding your eligibility to take the examination or assessment from the appropriate entity. *NAPLEX/MPJE candidates:* Please note that if you have not been made eligible by a board of pharmacy within two years of the date you initially registered with NABP your record will be closed and your fees will be forfeited.
- **Eligibility Granted:** The appropriate entity has determined that you are eligible to take the examination or assessment. *NAPLEX/MPJE candidates:* Please see page 11 of this bulletin for details on receiving an Authorization to Test (ATT) letter and other important information about next steps. *PCOA candidates:* Your school/college of pharmacy will provide details on the administration of the assessment.
- **Eligibility Denied:** The board of pharmacy has determined that you are not eligible to take the exam. Contact the board of pharmacy for which you intended to take the exam.
- **Eligibility Revoked:** The board of pharmacy has notified NABP that your previously granted eligibility is no longer valid.

- **ATT Generated:** You will soon receive an ATT letter along with information about next steps in the registration process. Once you receive your ATT, you may schedule your examination at Pearson VUE by visiting [www.pearsonvue.com/nabp](http://www.pearsonvue.com/nabp).
- **Registration Closed:** Your registration is no longer active.
- **Registration Closed: Eligible to Resit:** Scheduled examination was not taken but you may request a resit (an opportunity to take the missed test at a future date) for a fee. The board of pharmacy makes the final decision as to if you will be allowed to resit.
- **Registration Expired:** If a board has not granted eligibility within two years after the original registration date, the registration automatically expires.
- **Registration Under Review:** If you have registered for a change of primary jurisdiction and already have an open registration associated with an ATT, NABP must review your request to change primary jurisdiction before a new ATT can be generated.
- **Registration Withdrawal Requested:** Your request to cancel a previously submitted registration has been received.
- **Registration Withdrawn:** Your request to withdraw your registration has been accepted and your registration has been canceled.

## Appendix B

### State/Territory and Province Code List

Use the following two-letter abbreviation codes when completing the state/territory and province information on the paper Examination Registration Form.

State/Territory	Code		
Alabama	AL	North Carolina	NC
Alaska	AK	North Dakota	ND
Arizona	AZ	Ohio	OH
Arkansas	AR	Oklahoma	OK
California	CA	Oregon	OR
Colorado	CO	Pennsylvania	PA
Connecticut	CT	Puerto Rico	PR
Delaware	DE	Rhode Island	RI
District of Columbia	DC	South Carolina	SC
Florida	FL	South Dakota	SD
Georgia	GA	Tennessee	TN
Guam	GU	Texas	TX
Hawaii	HI	Utah	UT
Idaho	ID	Vermont	VT
Illinois	IL	Virgin Islands	VI
Indiana	IN	Virginia	VA
Iowa	IA	Washington	WA
Kansas	KS	West Virginia	WV
Kentucky	KY	Wisconsin	WI
Louisiana	LA	Wyoming	WY
Maine	ME		
Maryland	MD	<b>Province</b>	<b>Code</b>
Massachusetts	MA	Alberta	AB
Michigan	MI	British Columbia	BC
Minnesota	MN	Manitoba	MB
Mississippi	MS	New Brunswick	NB
Missouri	MO	Northwest Territory	NT
Montana	MT	Nova Scotia	NS
Nebraska	NE	Ontario	ON
Nevada	NV	Prince Edward Island	PE
New Hampshire	NH	Quebec	PQ
New Jersey	NJ	Saskatchewan	SK
New Mexico	NM	Yukon	YT
New York	NY		

## Appendix C

### School Code List

NABP has assigned the following numeric codes for the schools.

Code	School	Code	School
<b>Alabama (AL)</b>		<b>Colorado (CO)</b>	
001	Auburn University Harrison School of Pharmacy	117	Regis University School of Pharmacy
002	Samford University McWhorter School of Pharmacy	008	University of Colorado Anschutz Medical Campus Skaggs School of Pharmacy and Pharmaceutical Sciences
<b>Arizona (AZ)</b>		<b>Connecticut (CT)</b>	
082	Midwestern University College of Pharmacy – Glendale	009	University of Connecticut School of Pharmacy
003	University of Arizona College of Pharmacy	124	University of Saint Joseph School of Pharmacy
<b>Arkansas (AR)</b>		<b>District of Columbia (DC)</b>	
096	Harding University School of Pharmacy	010	Howard University College of Pharmacy
004	University of Arkansas for Medical Sciences College of Pharmacy	<b>Florida (FL)</b>	
<b>California (CA)</b>		011	Florida A&M University College of Pharmacy & Pharmaceutical Sciences
135	California Health Sciences University College of Pharmacy	141	Larkin Health Sciences Institute College of Pharmacy
094	California Northstate University College of Pharmacy	076	Nova Southeastern University College of Pharmacy
138	Chapman University School of Pharmacy	086	Palm Beach Atlantic University Lloyd L. Gregory School of Pharmacy
136	Keck Graduate Institute of Pharmacy	012	University of Florida College of Pharmacy
089	Loma Linda University School of Pharmacy	125	University of South Florida School of Pharmacy
142	Marshall B. Ketchum University College of Pharmacy	<b>Georgia (GA)</b>	
097	Touro University – California College of Pharmacy	013	Mercer University College of Pharmacy & Health Sciences
090	University of California – San Diego Skaggs School of Pharmacy & Pharmaceutical Sciences	123	Philadelphia College of Osteopathic Medicine and Science College of Pharmacy
005	University of California – San Francisco	091	South University School of Pharmacy
006	University of the Pacific Thomas J. Long School of Pharmacy & Health Sciences	014	University of Georgia College of Pharmacy
007	University of Southern California School of Pharmacy		
137	West Coast University School of Pharmacy		
084	Western University of Health Sciences College of Pharmacy		

Code	School
<b>Hawaii (HI)</b>	
098	University of Hawaii at Hilo Daniel K. Inouye College of Pharmacy
<b>Idaho (ID)</b>	
015	Idaho State University College of Pharmacy
<b>Illinois (IL)</b>	
111	Chicago State University College of Pharmacy
077	Midwestern University Chicago College of Pharmacy
126	Roosevelt University College of Pharmacy
127	Rosalind Franklin University of Medicine and Science College of Pharmacy
099	Southern Illinois University Edwardsville School of Pharmacy
016	University of Illinois at Chicago College of Pharmacy
<b>Indiana (IN)</b>	
017	Butler University College of Pharmacy and Health Sciences
128	Manchester University College of Pharmacy
018	Purdue University College of Pharmacy
<b>Iowa (IA)</b>	
019	Drake University College of Pharmacy and Health Sciences
020	University of Iowa College of Pharmacy
<b>Kansas (KS)</b>	
021	University of Kansas School of Pharmacy
<b>Kentucky (KY)</b>	
093	Sullivan University College of Pharmacy
022	University of Kentucky College of Pharmacy
<b>Louisiana (LA)</b>	
023	University of Louisiana at Monroe College of Pharmacy
024	Xavier University of Louisiana College of Pharmacy

Code	School
<b>Maryland (MD)</b>	
115	Notre Dame of Maryland University School of Pharmacy
025	University of Maryland School of Pharmacy
122	University of Maryland Eastern Shore School of Pharmacy
<b>Massachusetts (MA)</b>	
026	MCPHS University School of Pharmacy – Boston
085	MCPHS University School of Pharmacy – Worcester
027	Northeastern University Bouvé College of Health Sciences School of Pharmacy
129	Western New England University College of Pharmacy
<b>Maine (ME)</b>	
116	Husson University School of Pharmacy
118	University of New England College of Pharmacy
<b>Michigan (MI)</b>	
028	Ferris State University College of Pharmacy
029	University of Michigan College of Pharmacy
030	Wayne State University Eugene Applebaum College of Pharmacy and Health
<b>Minnesota (MN)</b>	
031	University of Minnesota College of Pharmacy
<b>Mississippi (MS)</b>	
032	University of Mississippi School of Pharmacy
<b>Missouri (MO)</b>	
033	St Louis College of Pharmacy
034	University of Missouri-Kansas City School of Pharmacy



Code	School
------	--------

**Montana (MT)**

035	University of Montana College of Health Professions and Biomedical Sciences Skaggs School of Pharmacy
-----	---

**Nebraska (NE)**

036	Creighton University Medical Center School of Pharmacy and Health Professions
-----	---

037	University of Nebraska Medical Center College of Pharmacy
-----	---

**Nevada (NV)**

087	Roseman University of Health Sciences College of Pharmacy
-----	---

**New Jersey (NJ)**

132	Fairleigh Dickinson University School of Pharmacy
-----	---

038	Rutgers, the State University of New Jersey Ernest Mario School of Pharmacy
-----	---

**New Mexico (NM)**

039	University of New Mexico College of Pharmacy
-----	--

**New York (NY)**

045	Albany College of Pharmacy and Health Sciences
-----	--

143	Binghamton University School of Pharmacy and Pharmaceutical Sciences
-----	--

120	D'Youville College School of Pharmacy
-----	---------------------------------------

042	Long Island University Arnold and Marie Schwartz College of Pharmacy and Health Sciences
-----	--

100	St John Fisher College Wegmans School of Pharmacy
-----	---

043	St John's University College of Pharmacy and Health Sciences
-----	--

044	University at Buffalo The State University of New York School of Pharmacy & Pharmaceutical Sciences
-----	---

113	Touro New York College of Pharmacy
-----	------------------------------------

Code	School
------	--------

**North Carolina (NC)**

075	Campbell University College of Pharmacy and Health Sciences
-----	---

140	High Point University Fred Wilson School of Pharmacy
-----	--

046	University of North Carolina Eshelman School of Pharmacy
-----	--

092	Wingate University School of Pharmacy
-----	---------------------------------------

**North Dakota (ND)**

047	North Dakota State University College of Health Professions, School of Pharmacy
-----	---

**Ohio (OH)**

130	Cedarville University School of Pharmacy
-----	--

101	Northeast Ohio Medical University College of Pharmacy
-----	---

048	Ohio Northern University College of Pharmacy
-----	--

049	Ohio State University College of Pharmacy
-----	---

050	University of Cincinnati James L. Winkle College of Pharmacy
-----	--

102	University of Findlay College of Pharmacy
-----	---

51	University of Toledo College of Pharmacy and Pharmaceutical Sciences
----	--

**Oklahoma (OK)**

052	Southwestern Oklahoma State University College of Pharmacy
-----	--

053	University of Oklahoma College of Pharmacy
-----	--

**Oregon (OR)**

054	Oregon State University College of Pharmacy
-----	---

103	Pacific University School of Pharmacy
-----	---------------------------------------

Code	School
------	--------

**Pennsylvania (PA)**

055	Duquesne University Mylan School of Pharmacy
088	Lake Erie College of Osteopathic Medicine School of Pharmacy
057	Temple University School of Pharmacy
095	Thomas Jefferson University Jefferson School of Pharmacy
058	University of Pittsburgh School of Pharmacy
056	University of the Sciences Philadelphia College of Pharmacy
080	Wilkes University Nesbitt College of Pharmacy & Nursing School of Pharmacy

**Puerto Rico (PR)**

059	University of Puerto Rico Medical Sciences Campus School of Pharmacy
-----	--

**Rhode Island (RI)**

060	University of Rhode Island College of Pharmacy
-----	--

**South Carolina (SC)**

121	Presbyterian College School of Pharmacy
104	South Carolina College of Pharmacy

**South Dakota (SD)**

063	South Dakota State University College of Pharmacy
-----	---

**Tennessee (TN)**

110	Belmont University College of Pharmacy
105	East Tennessee State University Bill Gatton College of Pharmacy
112	Lipscomb University College of Pharmacy and Health Sciences
131	South College School of Pharmacy
114	Union University School of Pharmacy
064	University of Tennessee Health Science Center College of Pharmacy

Code	School
------	--------

**Texas (TX)**

106	Texas A & M University Health Science Center Irma Lerma Rangel College of Pharmacy
065	Texas Southern University College of Pharmacy and Health Sciences
078	Texas Tech University Health Sciences Center School of Pharmacy
066	University of Houston College of Pharmacy
107	University of the Incarnate Word Feik School of Pharmacy
134	University of North Texas System College of Pharmacy
067	University of Texas at Austin College of Pharmacy
139	University of Texas at Tyler Ben and Maytee Fisch College of Pharmacy

**Utah (UT)**

068	University of Utah College of Pharmacy
-----	--

**Virginia (VA)**

108	Appalachian College of Pharmacy
083	Hampton University School of Pharmacy
081	Shenandoah University Bernard J. Dunn School of Pharmacy
069	Virginia Commonwealth University at the Medical College of Virginia Campus School of Pharmacy

**Washington (WA)**

070	University of Washington School of Pharmacy
071	Washington State University College of Pharmacy

**West Virginia (WV)**

133	Marshall University School of Pharmacy
109	University of Charleston School of Pharmacy
072	West Virginia University School of Pharmacy

Code	School
------	--------

**Wisconsin (WI)**

---

119	Concordia University School of Pharmacy
-----	---

073	University of Wisconsin-Madison School of Pharmacy
-----	--

**Wyoming (WY)**

---

074	University of Wyoming School of Pharmacy
-----	--

**Lebanon**

---

300	Lebanese American University School of Pharmacy
-----	---

**Other**

---

999	Other
-----	-------